# A Hybrid Approach for Echo Cancellation in Telephone System with Estimation of Noise

Praveen Jaiman
Department of Electronics and Communication Engineering
Govt. Engineering College, Ajmer, India

Anurag Garg
Department of Electronics and Communication Engineering
Govt. Engineering College, Ajmer, India

**Abstract**

An upgraded framework of phone band echo canceller has been proposed in this work. Phone Band systems are required to give a high call quality. Talk by the far end speaker is caught by the close end amplifier and being sent back as a echo. Echoes make phenomenal bother to the customers since their own talk (delayed shape) is heard in between the conversation. The reverberate has been a remarkable issue in correspondence systems. Subsequently, this acquaintance is conferred with the examination and progression of a suitable way to deal with controlling the reverberate in phone band interchanges. In this work we have initially analyzed the filter by using Fvtool which is a very efficient tool to get analyzed the output of telephone band canceller against time for the optimum echo cancellation. We tend to calculate the power of noise signal and normalize it to get is pre-processed and so noise can be minimized.

**Keywords:** **MATLAB, hybrid echo, power off spectrum, phase delay, impulse delay.**

## 1. Introduction

The echo cancellation system is used to smother the bothersome signs which are released by the headphone and uproarious speaker. These signs will ruin and concede the real signal in the propelled transmission and correspondence system. In any case, when pivotal signal is deferred by couple of milliseconds and accomplishes its yield is called a echo signal. In compact correspondence the echo signal prompts fuss and rolls out improvement unlikely. Henceforth acoustic reverberate cancellation systems are used to remove the unfortunate signal and gives better quality in correspondence orchestrate. In such cases, versatile channel expect fundamental part to confine the echo into zero blunder. An adaptable channel uses two strategies to deal with the Gaussian upheaval or the echo signal. One technique is put a channels toward the beginning of the system to cover these uproar, however this prompts antagonistic effect on coordinate filtering, and second approach is voltera arrangement separating [1]

Echo is the similar sounding word usage of a waveform in light of assimilation from highlights where the attributes of the normal by method for which the wave spreads changes. Reverberate is pleasingly dynamic in point to point for recognition and investigation capacities. In media transmission, Echo can debase the decent of transporter, and echo irregularity is part of imperative

allocation of correspondence frameworks. The advancement of Echo cancellation approach started aural the late 1950s, and proceeds at present as new chip landline and Wireless cell.

Systems put included claim the capacity of echo cancellers. There are two assortments of Echo in discussion programs: acoustic echo and electrical reverberate. Acoustic Echo result from a proposals way consumed up in the midst of the missionary and the mouthpiece in a cell versatile, video chat or caution to projection framework. Acoustic Echo may simply be reflected from a collection of unusual surfaces, for example, dividers, roofs and ground surface, and crusade by means of exceptional ways. Then again impedance bungle at intersection of 2-wire neighborhood circle and 4-wire trunk at PSTN trade causes electrical echo. [2]

The perceptual consequences of a reverberate anticipate on high the time delay in the midst of the experience and reflected waves, the foundation of the reflected waves, and the measure of ways by organization of which the eventual outcomes are reflected. Versatile band echoes, and acoustic input echoes in video chat and alarm to projection frameworks, are accursed and unpleasant and will too be problematic. On this offshoot we reflection a few strategies for expelling band Echo from phone and capacity media transmission procedures, and acoustic affirmation echoes from microphone– amplifier techniques. The presence of communication echoes has been a test in verbal trade systems. The significant viewpoint in echoes is called end-to-end delay, which is otherwise called dormancy. Idleness is the time between the age of the sound toward one side of the call and its gathering at the opposite end. Echo is the reflected duplicate of the voice heard a while later and a deferred variation of the normal sound or electrical signal is reflected again to the source Echo is an innate situation which routinely happens in PSTN (Public Switched Telephone Network). Reverberate occurs in relationship a piece of a media transmission method [1]. Echoes of our discourse are heard as they are reflected starting from the earliest stage, and distinctive neighboring articles. In the event that a reflected wave lands after a dreadfully brief time of direct stable, it is seen as an otherworldly twisting or resonation [2]. Be that as it may, when the main edge of the reflected wave arrives only a couple of many milliseconds after the immediate sound, it's heard as a unique echo. In data discussion, the reverberate can acquire a monstrous information transmit mistake. In capacities like sans hands media communications, the reverberate, with uncommon special cases, discussions take position within the sight of echoes [3].In Srinivasaprasath Raghavendran Implementation of Acoustic Echo Canceller methodology [4] is using MATLAB however the nearby complete and far end pointers are taken independently. Likewise in this reverberate cancellation technique troublesome calculations are using. In accordance with mark reverberate cancellation method [5] the purchased signal recovered in several duplicates with little time delay. At that point these deferred duplicates of markers are scaled and subtracted from the typical got sign to get the reverberate free sign. Jerker Taudien et al [6] proposed to embed a perceived signal on the some separation end and recording the nearby end motion as an approach of line testing. The twosome cautions are then investigated altogether for in excess of a couple of obstructions. At last, Patrashiya Magdolina Halder et al [1] had proposed an echo cancellation. Approach using reverse sifting in MATLAB, which investigate the got signal and discard echo from the obtained motion for the train of VOIP. To begin with voice sign is got with an additional discourse recorder. At that point this got voice sign is utilized to make .Wave document using the sound sign

This past work [7] has trained the acoustic reverberate cancellation calculation for each in Voice Over internet Protocol (VOIP) and media transmission technique making utilization of the MATLAB, with no extra program than all the above proposed echo cancellation framework. A simple Frequency area Adaptive Filter (FDAF) is utilized appropriate here for wiping out echo without cut-out and twisting the fundamental signal.[8]

## 2. Background

The consistent progression in the field of innovation prompts advancement of new and better methods for correspondence. New security rules are driving the segment of broadcast communications toward without hands telephones. With this kind of approach, the speaker (administrator) can be in contact openly and still spotlight on his using challenge [7]. Presently Wireless phones are showed up as fundamental correspondences adapt and have a prompt impact on human's everyday individual and exchange interchanges. Cases of such structures are mobiles, VOIP calls by the utilization of using, as an outline, Skype, the video chatting for meetings or remote trainings and so forth. Also, the sans hands activities have won increasingly status lately. By the by echo can debase the agreeable of administration, and reverberate cancellation is an imperative piece of media transmission structures. The improvement of reverberate decrease began inside the late Fifties, and proceeds at display. Supporter call for better voice quality over Wireless systems has pushed a producer new and key age named reverberate cancellation that can offer close twine line voice top notch for the span of a Wireless system. Nowadays supporters utilize discourse sufficient as a famous for surveying the aggregate remarkable of a system. In spite of whether or no longer the supporters assessment is subjective, it is the way to keeping endorser dedication. Consequently, the effective evacuation of half and half and acoustic echoes, that are innate in the broadcast communications organize foundation, is the essential thing to holding and enhancing the apparent voice top of the line of a name [9].

## 3. Simulation and Results

In sound remotely coordinating or sans hands versatile call it is profoundly expected to scratch off the acoustic echo while keeping up the full-duplex transmission. Since acoustic echo occurs because of poor voice coupling amongst amplifier and receiver. In this work we have initially analyzed the filter by using Fvtool which is a very efficient tool to get analyzed the output of telephone band canceller against time. For the optimum echo cancellation we tend to calculate the power of noise signal and normalize it to get is pre-processed and so noise can be minimized.[10]

In this situation the receiver signal which is to be transmitted to the channel is mix of two signs. One is close end discourse signal which is attractive and other is reflected duplicate of far-end discourse signal which will be heard as echo at the far end recipient. For the transmission of echo free signal, the far-end discourse signal which is available at receiver contribution alongside the close end discourse signal is to be evacuated utilizing reverberation canceller calculation.

In the result and simulation segment we have analyzed the result based on the proposed theory as we have applied Fvtool to analyze the filter applied and preprocessed the signals so that echo cancellation can be performed in an efficient manner. In fig 1the sub plotted results are showing four different analyzed results in same window. Initially input signals with their parameters like amplitude against time has been plotted in simple manner, then the noise has been filtered from the input signal and plotted against amplitude to get better accuracy in the result part .Now far end and received speech signal have been calculated with the inbuilt speech dataset. This algorithm is very useful when the impulse response of the system to be identified is long. The filter uses a fast convolution technique to compute the output signal and filter updates. [11,12]

The fig.2 has been generated by using the base of MSE .In signal processing MSE is an estimation method which tends to minimize the mean square error which is very common estimation parameter .The better quality of estimation is totally dependent on MSE so we have plotted it against no. of iterations so that better accuracy can be achieved. This step has been proceeded in order to minimize

the error and make it uniform in nature throughout the signal transmission. In fig.2 second subplot is showing the graph generated for estimation of the noise signal against time similarly the noise cancelled signals should be calculated and plotted to get some specific result comparatively. The calculations are very extensive in nature and cannot be performed manually.[13,14]

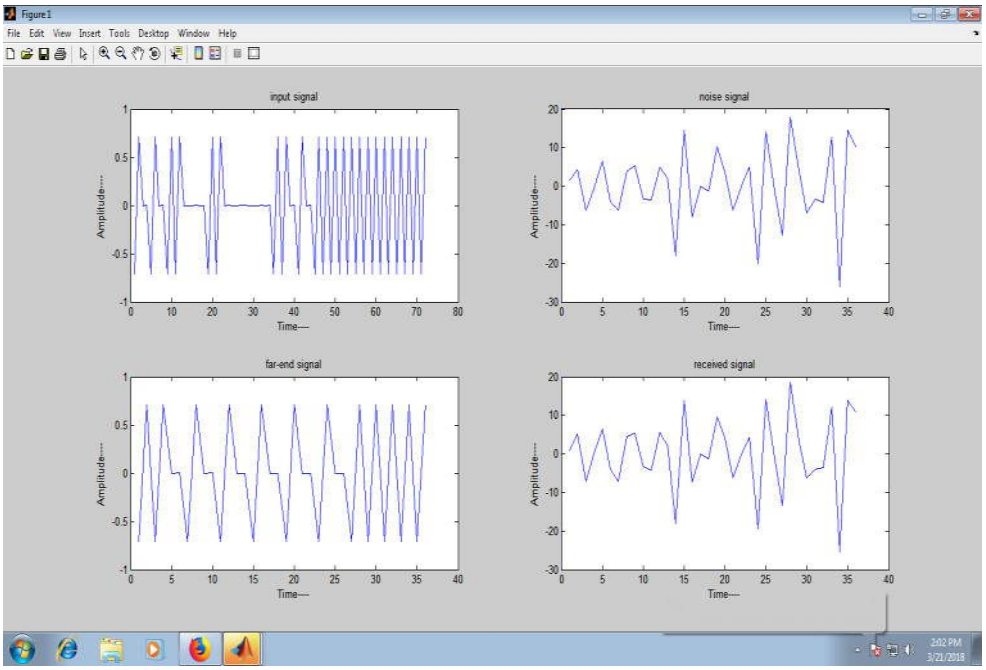


**Figure 1. Ploting for far end and recived signal**

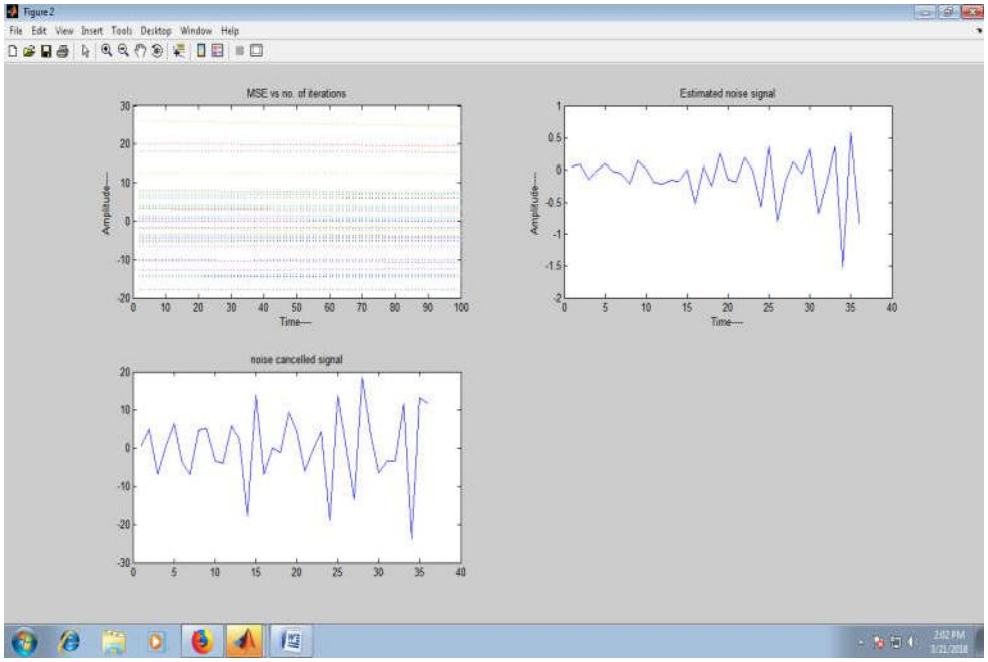


**Figure 2. Comparison of noise signals cancellation and estimated**

Now Fig 3 and Fig.4 are just showing the column wise signal and noise signal values for different parameters. Construct the filter and then apply the filter will calculate the values of signals from the near speech signal and far end speech values. The extensive calculations and their results are shown in the fig below.[15]

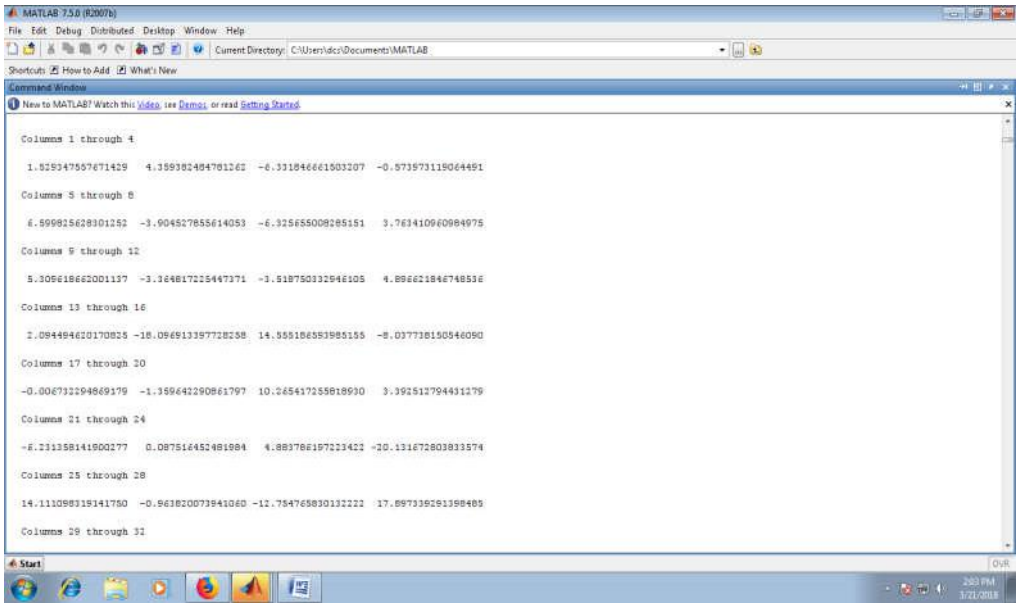


**Figure 3. Extensive calculation of noise in the signal**

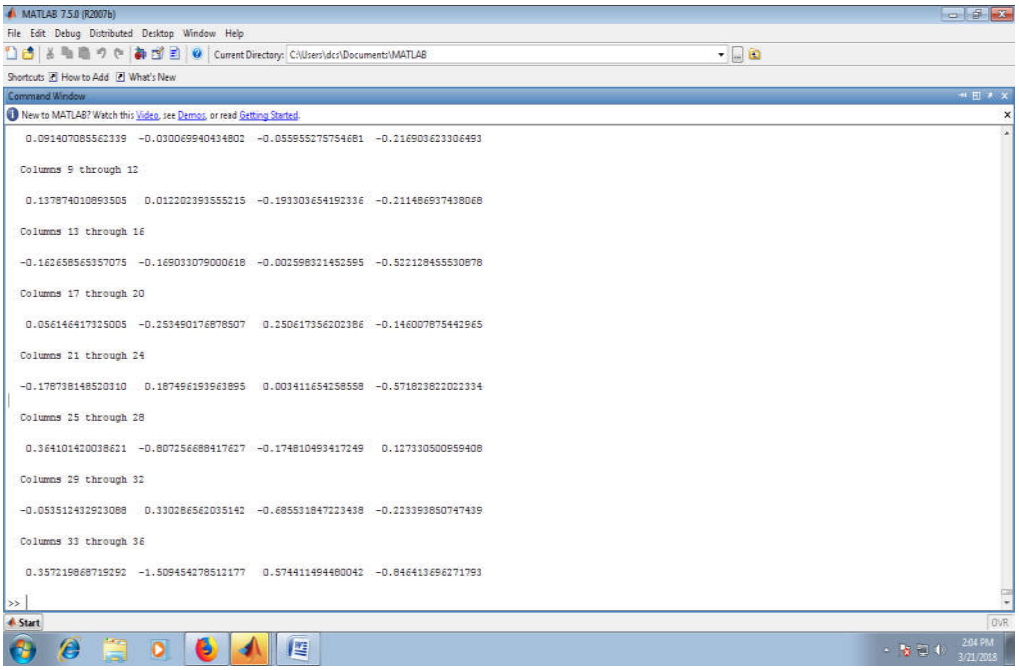


**Figure 4. Extensive calculation of noise in the signal**

## 4. Results

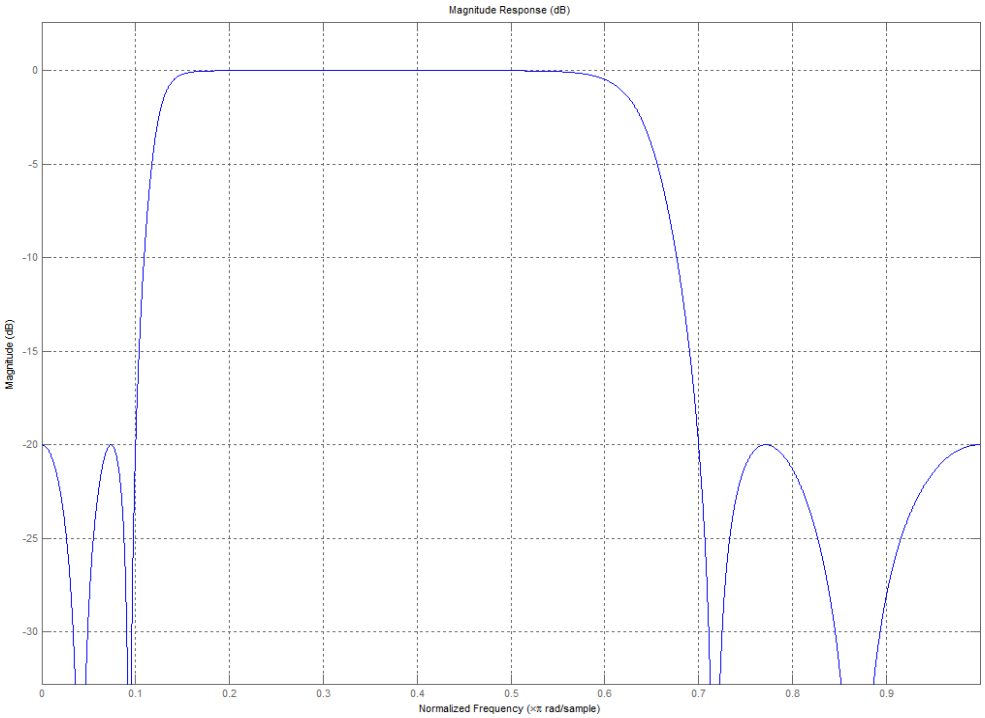


**Figure 5. Analysis of magnitude response**

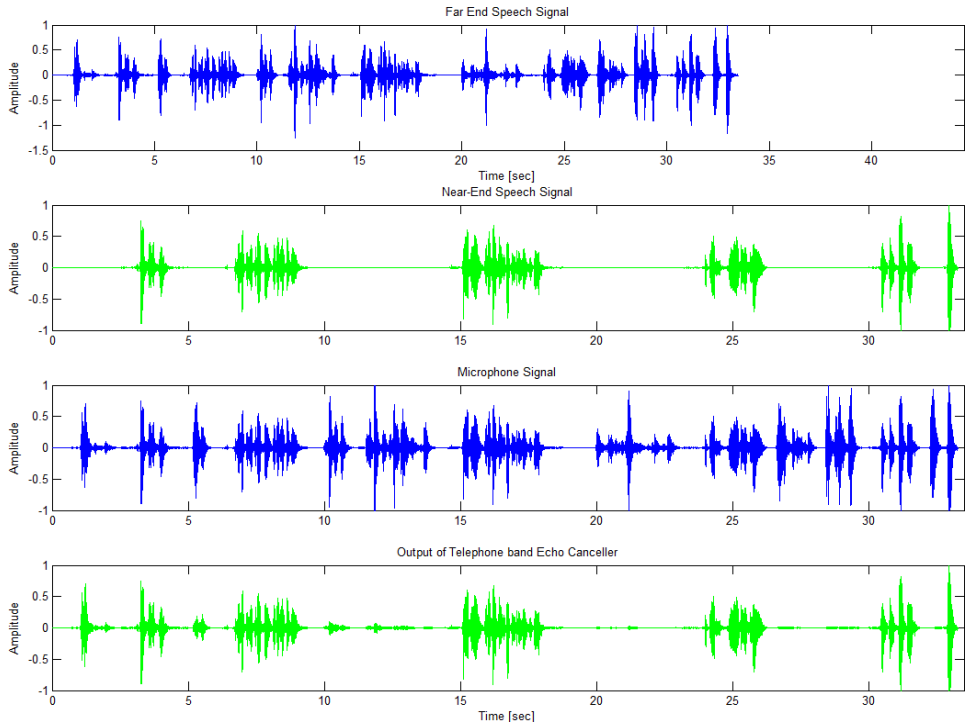


**Figure 6. Far end near end echo canceller in telephone band**

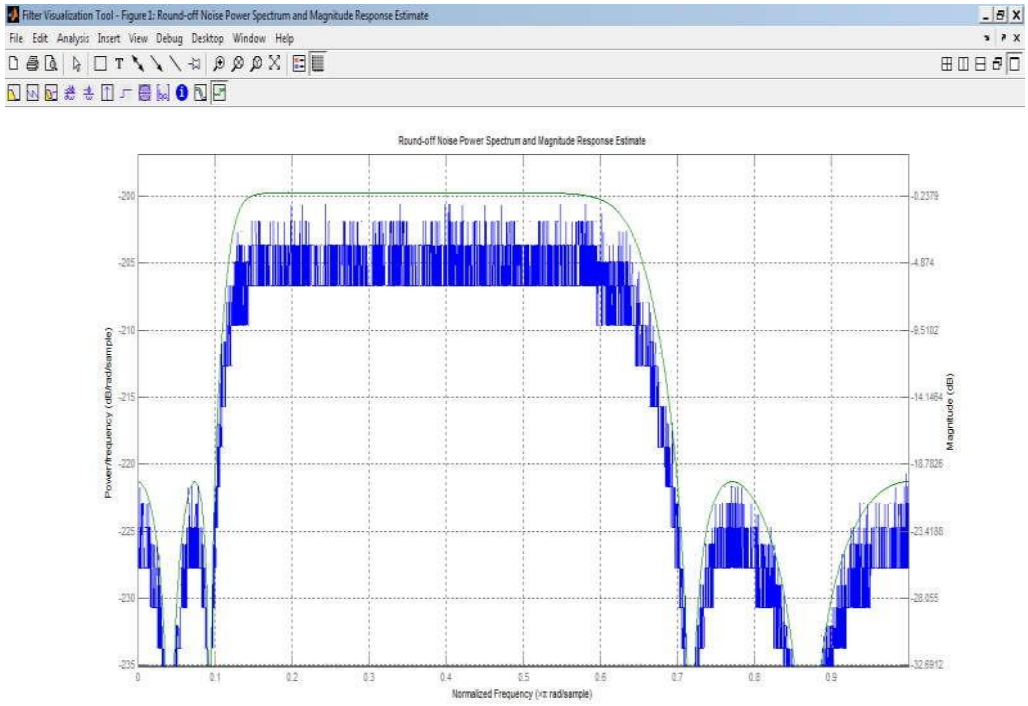


**Figure 7. Round off noise power spectrum graph**

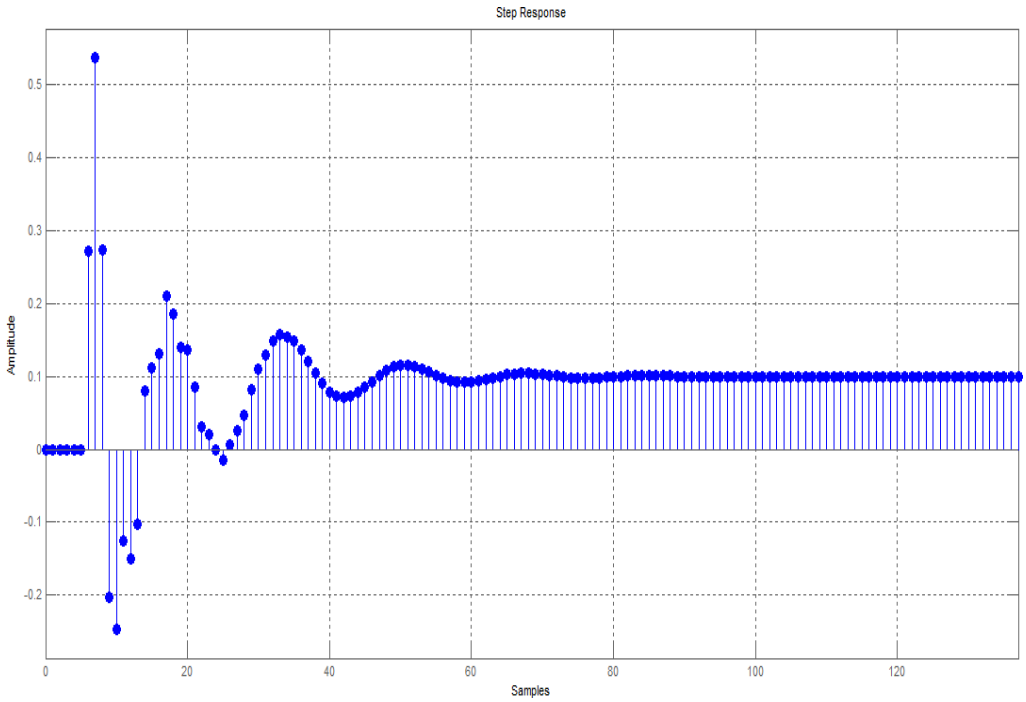


**Figure 8. Filter visualization for step response**

Fig 5, 6 7, 8 are generated altogether for same concept but for different parameters. The result generated in Fig5 is showing magnitude response for different parameters .It is just the analysis of magnitude of response of signals getting in to application along with the noise content. The echo

cancellation graph for both part near end band cancellation and far end band cancellation is shown in fig.6.The noise power spectrum graph has been generated in Fig.7 with normalized frequencies in order to normalize the mean square error in the signal. Now finally what filters and filter analysis has been applied is shown in fig.8 i.e. visualization of step response is shown in the figure which is supposed to be the base of the work.

## 5. Conclusion and Future Work

This Paper takes a shot at both direct and non-straight approach of versatile channel. We have worked for high pass and low pass band to think about the two outcomes. The proposed approach needs to include some unintended incentive with the signal to so as to think about the outcome chart in various measurements of size reaction, assemble postponement, and stage delay round off clamor control range. The limit of signal edge can be expanded by utilizing the considered approach. The usage has demonstrated the diminished Echo in the signal with modified approach. The outcomes demonstrate that the proposed Algorithm has the minimum computational many-sided quality than conventional approach. The pondered calculation is sufficiently productive for the ongoing reverberation cancellation in Telephone Band framework. Furthermore, it doesn't require an earlier learning of the signal esteems to guarantee dependability.

## References


[1] Ehtiati, N., Champagne, B.: A General Framework for Mixed-Domain Echo Cancellation in Discrete Multitone Systems. IEEE Transactions on Communications 61(2), 769–780 (2013)CrossRefGoogle Scholar

[2] DU, P. and NAKAO, A., “Ddos defense as a network service,” pp. 894–897, 2010.

[3] DURCEKOVA, V., SCHWARTZ, L., and SHAHMEHRI, N., “Sophisticated denial of service attacks aimed at application layer,” in ELEKTRO, 2012, pp. 55–60, IEEE, 2012.

[4] Chan, S.C., Chu, Y.J., Zhang, Z.G.: A New Variable Regularized Transform Domain NLMS Adaptive Filtering Algorithm. IEEE Transactions on Audio, Speech, and Language Processing 21 (4), 868–878 (2013) Cross Ref Google Scholar

[5] Malkino, S., Kaneda, Y.: A new RLS algorithm based on the variation characteristics of a room impulse response. In: ICASSP-1994, vol. 3, pp. 373–376 (1994)

[6] Stenger, A., Rabenstein, R.: Adaptive Volterra Filters For Nonlinear Acoustic Echo Cancellation. In: Proc. NSIP, vol. 2, pp. 679–683 (1999)

[7] Paleologu, C., Benesty, J., Ciochin, S.: A Variable Step-Size Affine Projection Algorithm Designed for Acoustic Echo Cancellation. IEEE Transactions on Audio, Speech, and Language Processing 16, 1466–1478 (2008)

[8] Shih, C.-S., Hsieh, S.-F.: Fast converging nonlinear echo cancellation based on optimum step size. In: IEEE International Symposium on Signal Processing and Information Technology, pp. 135–139 (2009)

[9] Abadi, M.S.E., Kadkhodazadeh, S.: A family of proportionate normalized sub band adaptive filter algorithms. Journal of the Franklin Institute 348, 212–238 (2011)CrossRefMATHGoogle Scholar.

[10] Wu, S., Qiu, X., Wu, M.: Stereo Acoustic Echo Cancellation Employing Frequency-Domain Preprocessing and Adaptive Filter. IEEE Transactions on Audio, Speech, and Language Processing 19(3), 614–623 (2011)CrossRefGoogle Scholar

[11] Contan, C., Topa, M., Kirei, B., Homana, I.: Nonlinear Acoustic System Identification using a Combination of Volterra and Power Filters. In: IEEE 10th International Symposium onSignals, Circuits and Systems (ISSCS), pp. 1–4 (2011)

[12] Contan, C., Zeller, M., Kellermann, W., Topa, M.: Excitation-Dependent Stepsize Control of Adaptive Volterra Filters For Acoustic Echo Cancellation. In: 20th European Signal Processing Conference-EUSIPCO (2012)

[13] Yang, F., Wu, M., Yang, J.: Stereophonic Acoustic Echo Suppression Based on Wiener Filter in the Short-Time Fourier Transform Domain. IEEE Signal Processing Letters 19(4), 227–230 (2012)CrossRefGoogle Scholar.

[14] Malik, S., Enzner, G.: State-Space Frequency-Domain Adaptive Filtering for Nonlinear Acoustic Echo Cancellation. IEEE Transactions on Audio, Speech, and Language Processing 20(7),2065–2079 (2012) Cross Ref Google Scholar

[15] Makino, S., Kaneda, Y.: Acoustic Echo Canceller Algorithm Based On the Variation Characteristics of a Room Impulse Response. In: International Conference on Acoustics, Speech, and Signal Processing, ICASSP-1990, vol. 2, pp. 1133–1136 (1990)