Comparison of PI/Fuzzy Techniques for Compensation of Unbalanced Voltages in Grid Connected PMSG Based Wind Turbine

K.Venkat Kishore
Electrical Department, NRI College, Vijayawada, India

Abstract *: This paper proposes an effective controller for grid connected wind turbine based permanent magnet synchronous machine for improving unbalanced voltages. In this paper, we proposed a comparative analysis under different controllers like PI and Fuzzy Controller to PMSG system. A control structure is designed based on the positive sequence reference signals. With the help of these controllers, the double frequency oscillations in DC-link voltages and variations in active power can be eliminated. More ever, the proposed system can be implemented in Matlab/Simulink and the performance of the proposed Grid based PMSG wind system under grid fault conditions is verified.*

Keywords *- PMSG, Wind Turbine, PI, Fuzzy, Fault analysis, Grid-system.*

I. INTRODUCTION

Lately, many new breeze farms make use of wind turbines predicated on permanent magnet synchronous machine. This wind turbine based synchronous generators have been increasing demand in the industrial areas. The studies on the control strategies of PMSG under asymmetrical and symmetrical grid faults have become one of the key research section of the wind power technology development. In the present scenario, for protecting the system from these problems several control strategy have been introduced. In, predicated on the examination of the dc-link voltage distortions under unbalanced grid voltages, this paper proposed an average dual PI current control strategy predicated on negative and positive series part decomposition. The operational system structure is organic, which is difficult to adapt control parameters. In, an up-to-date control design using proportional controller was suggested to control the negative and positive series components current of the grid--side converter (GSC), that are integrated in the stationary reference framework?

Generally, permanent magnet synchronous machine is commonly used for wind turbine because of it rigid construction. The configuration of the proposed integrated grid and WECS based PMSG are first introduced in this paper [1]. Main constraints in general wind turbine are steady-state operating conditions under various wind speeds and marine-current speeds and the dynamic stability of the studied system. An RSC and GSC converters are introduced for improving the steady state and dynamic stability with the designed PI damping controller under different operating conditions. In this paper the controlling of PMSG is verified by using Fuzzy.

II. ARCHITECTURE OF PROPOSED GRID CONNECTED WIND SYSTEM

Grid Integration

Reactive power capability: the successful wind forms generally maintain the power factor over a range of approximately 0.95.In this paper a PMSG based WECS hybrid system with various controllers is considered, sustaining power to a load and the network as appeared in Figure 1 where C_{DC} is the dc link capacitor. The turbine coupling shaft is demonstrated as one mass drive framework as the appraised rotor rate is low with a higher number of rotor poles for the PMSG.

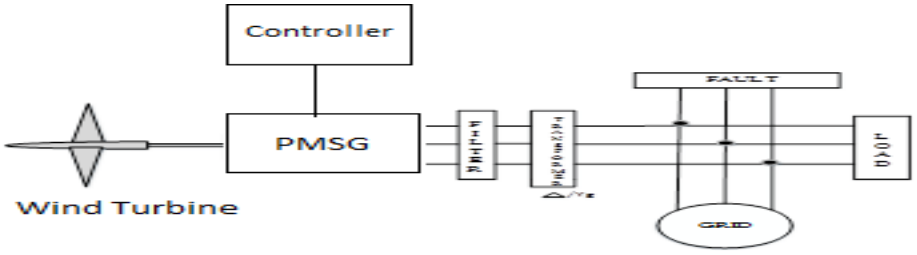

Figure 1: Hybrid System

Wind Turbine

Wind turbines square measure classified into two types [8]: Horizontal and Vertical axis. A vertical axis machine has its blades rotating on AN axis perpendicular to the bottom. There square measure variety of obtainable styles for each and every kind has bound benefits and downsides.

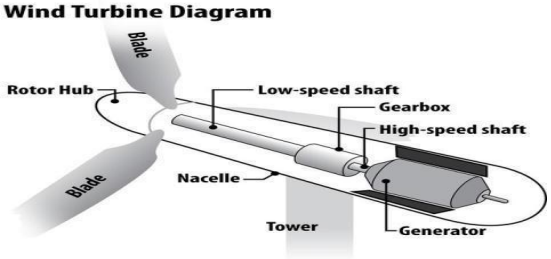

Figure 2 Basic Diagram of wind turbine

Architecture of PMSG

A synchronous machine is generally a rotating machine whose steady state speed is proportional to frequency of the armature current. The basic structure of the permanent magnet synchronous machine for wind system is shown in figure 3. Generally, PMSG machines are two types such as cylindrical and salient rotor types. The operational modes of PMSM is decided by the sign of electro-mechanical torque (such as +Ve sign for motoring operation and –Ve sign represents generating condition). For modelling PMSM machine the electrical and mechanical parts are indicated in the form of state space analysis. In case of PMSM machine the stator flux produced by the permanent magnet is always sinusoidal.

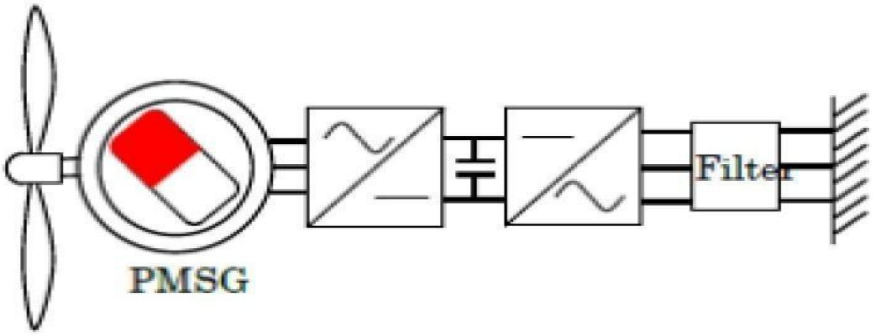

Figure 3: Structure of Permanent Magnet Synchronous Machine in Wind Turbine

The control strategy for the PMSG machine is shown in figure 4. This control structure is designed by the help of d-q transformation technique. A general PI controller is used in this paper for controlling unbalanced voltages.

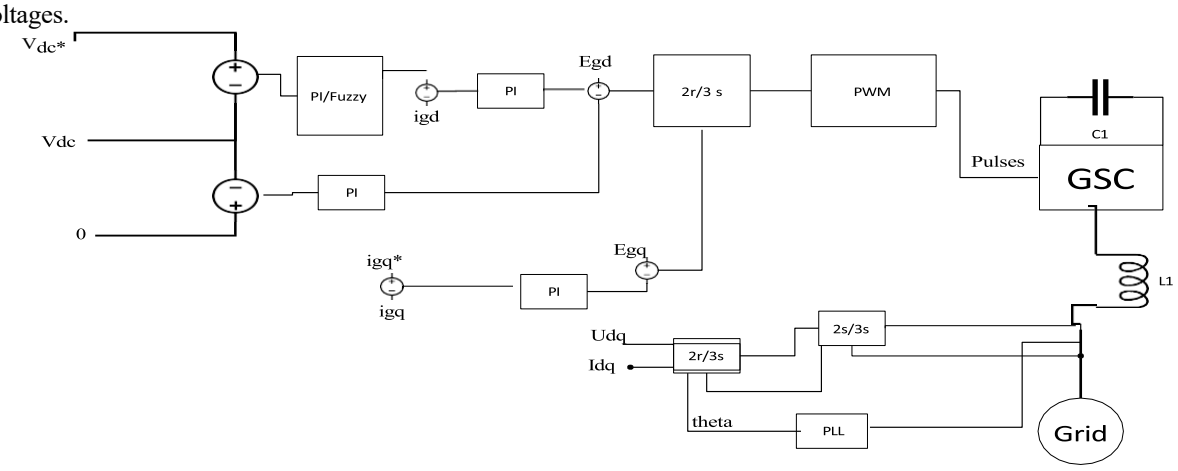

Figure 4 PMSG Control Diagram

PI Controller

PI controller will eliminate forced oscillations and steady state error resulting in operation of on-off controller and P controller respectively. However, introducing integral mode has a negative effect on speed of the response and overall stability of the system.

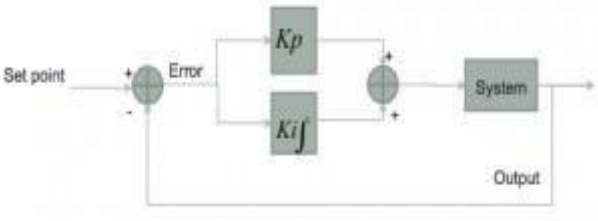

Figure 5: Configuration of PI controller

The general expression for PI controller is expressed as,

$$K_P\Delta + K_I \int \Delta \, dt$$

Thus, PI controller will not increase the speed of response. It can be expected since PI controller does not have means to predict what will happen with the error in near future. This problem can be solved by introducing derivative mode which has ability to predict what will happen with the error in near future and thus to decrease a reaction time of the controller.

III. FUZZY LOGIC CONTROLLER

In the previous section, control strategy based on PI controller is discussed. But in case of PI controller, it has high settling time and has large steady state error. In order to rectify this problem, this paper proposes the application of a fuzzy controller shown in Figure 6. Generally, the FLC [12] is one of the most important software based technique in adaptive methods.

As compared with previous controllers, the FLC has low settling time, low steady state errors. The operation of fuzzy controller can be explained in four steps. They are Fuzzification, Membership function, Rule-base formation and Defuzzification.

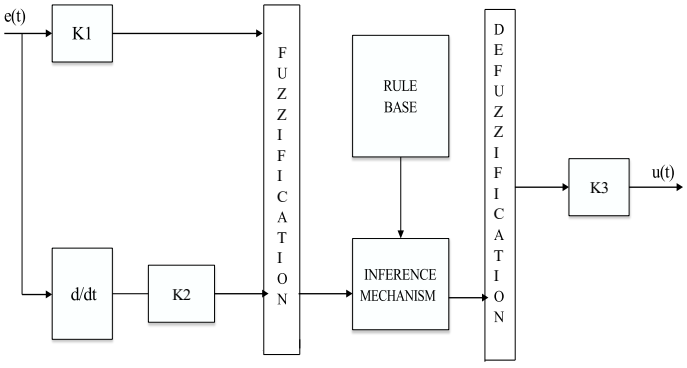

Figure 6: basic structure of fuzzy logic controller

IV. SIMULATION DIAGRAM ANDRESULT

Simulation review of proposed PMSG wind mill was completed using Simulink Library. The PMSG was making rated active GSC and power was working with unity electric power factor. Figure 7-14 shows the performance waveforms for the proposed system under different fault conditions. The GSC controller is verified by different controller (PI/Fuzzy) to attain better performance level under two cases.

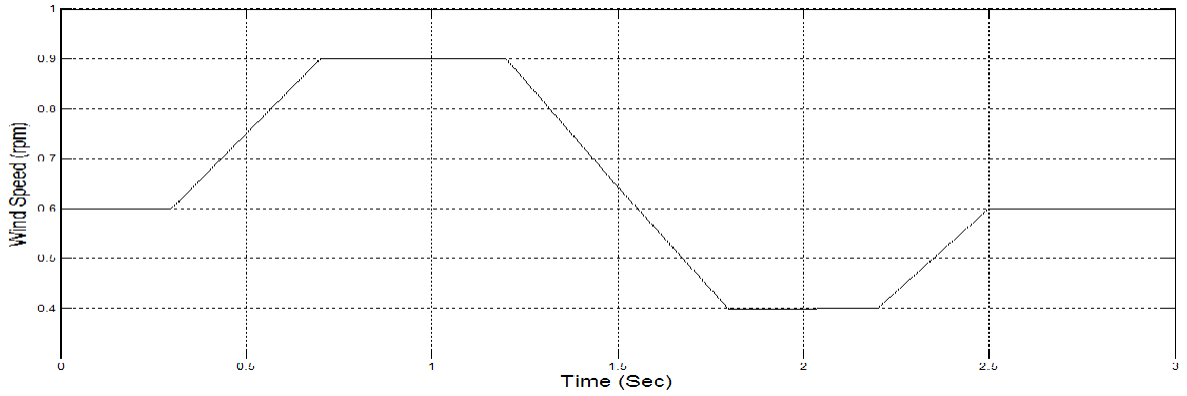

Figure 7: Wind Turbine Speed

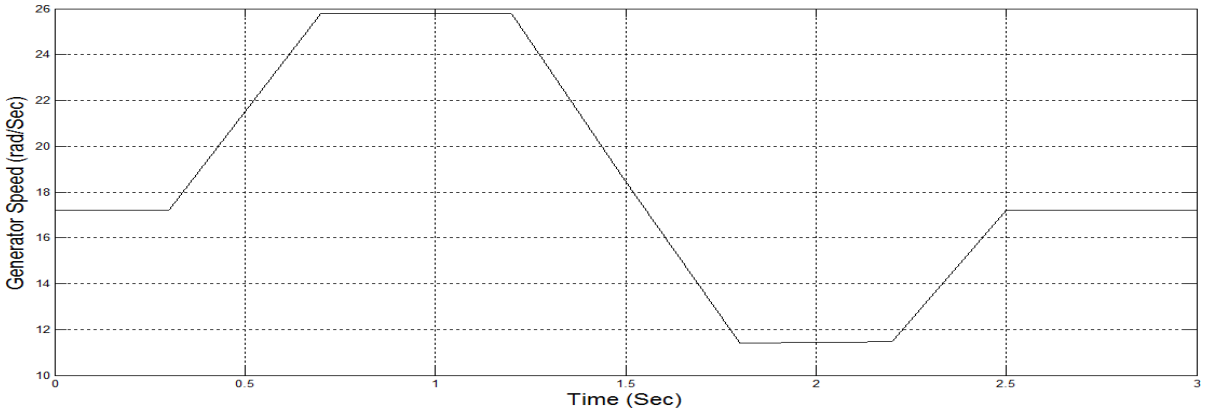

Figure 8: Speed of generator

Case 1: Single Phase to Ground Fault

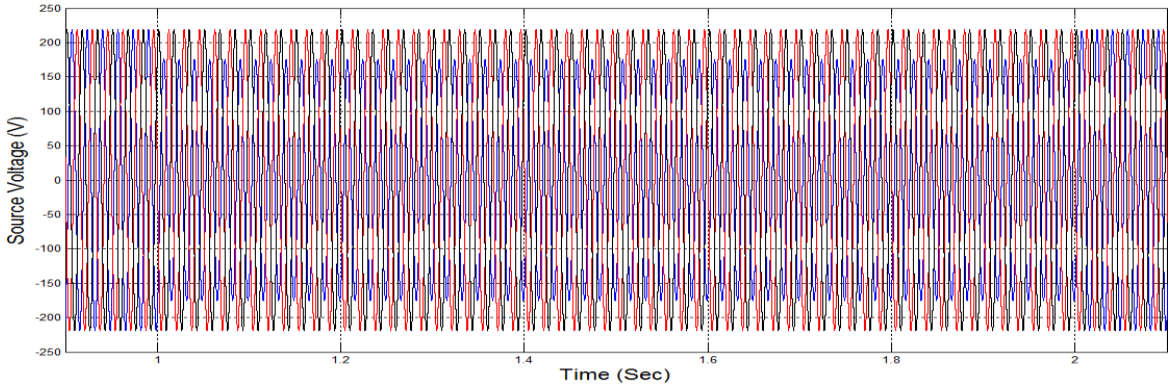

Figure 9: Three Phase Grid Volatge Under L-G Fault

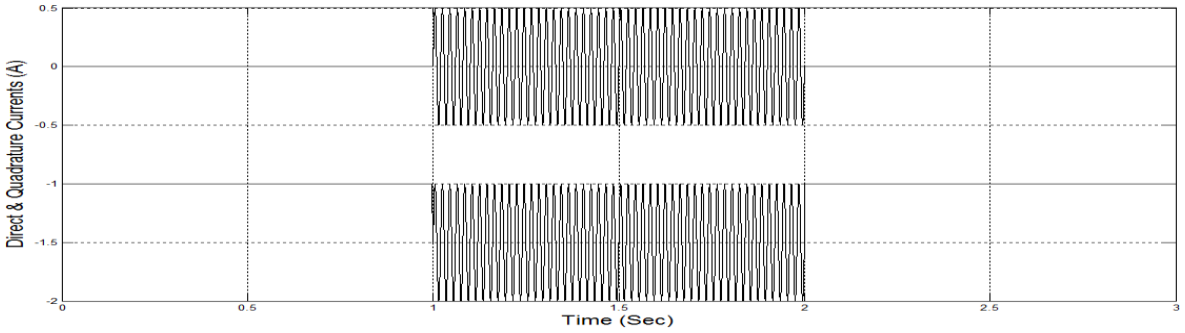

Figure 10: Direct and Quadrature Currents Under L-G Fault

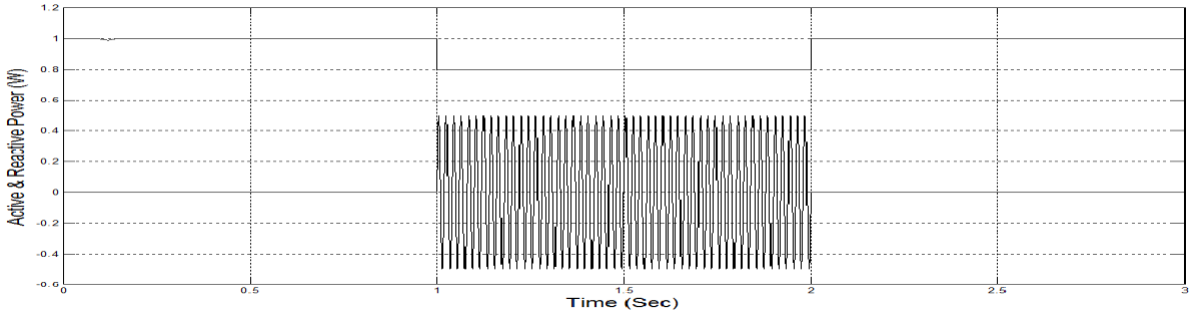

Figure 11: Active and Reactive Powers Under L-G Fault

Case 2: Three Phase Fault

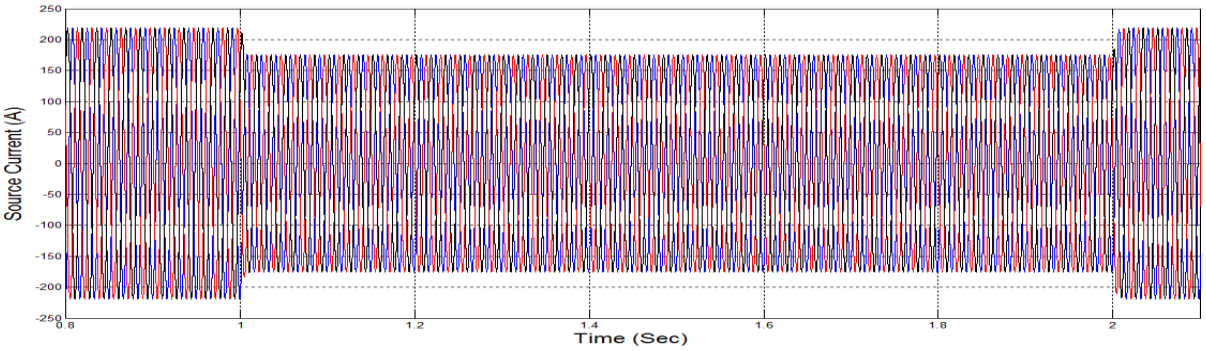

Figure 12: Three Phase Grid Volatge Under Three Phase Fault

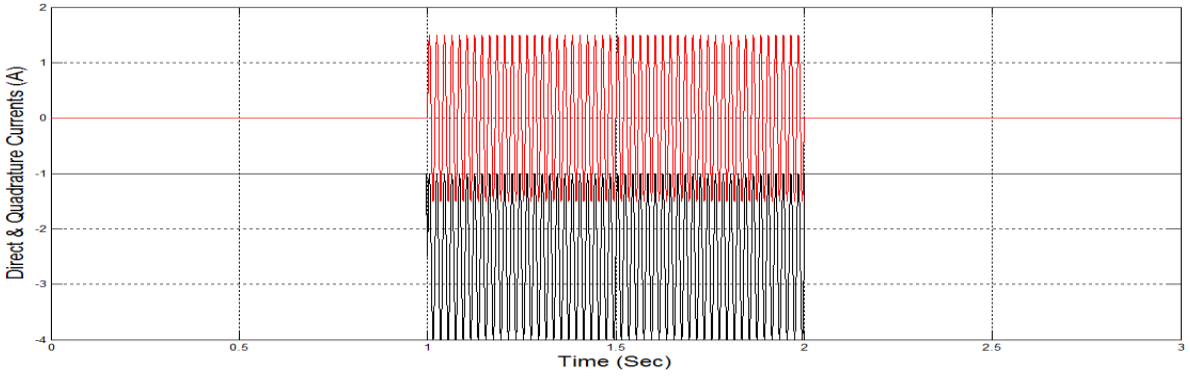

Figure 13: Direct and Quadrature Currents Under Three Phase Fault

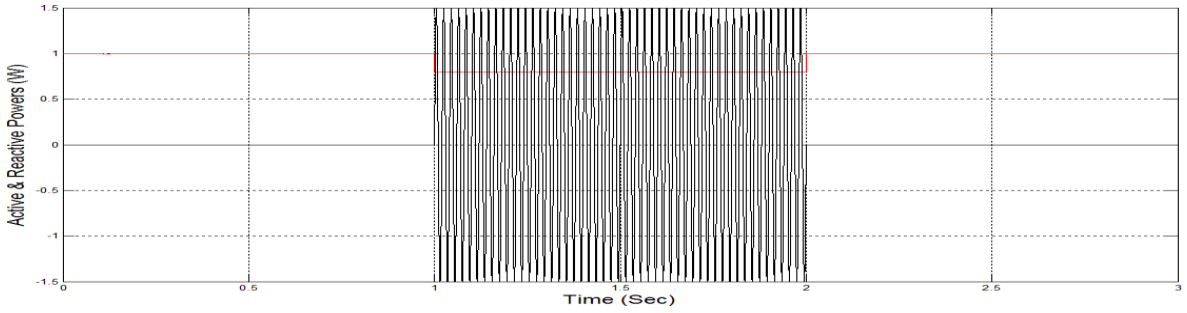

Figure 14: Active and Reactive Powers Under Three Phase Fault

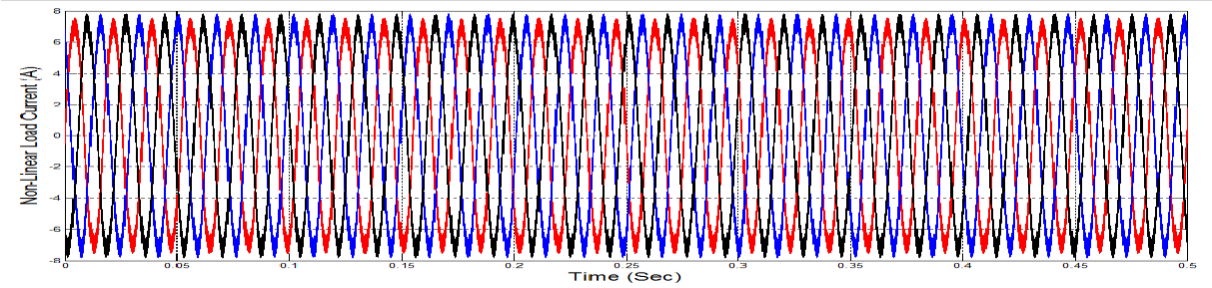

Figure 15: Non-Linear Load Current

Analysis of Total Harmonic Distrotion for Load Current

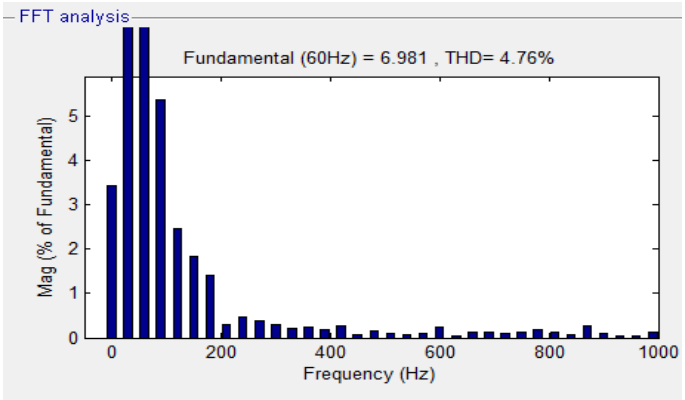

Figure 16: Analysis of THD with PI Controller

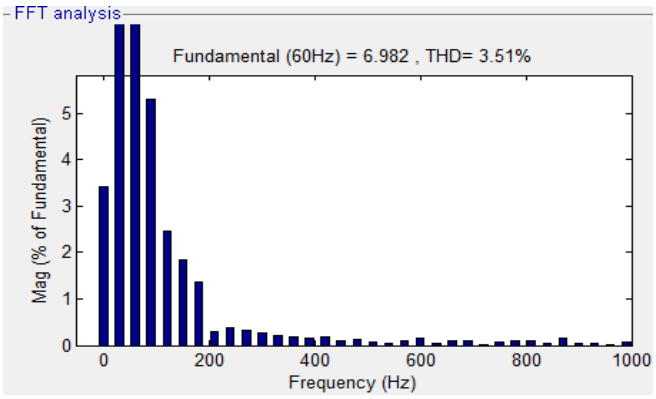

Figure 17: Analysis of THD with FUZZY Controller

V. CONCLUSION

This paper proposes a different (PI/Fuzzy) control techniques for Converter which is used in PMSG for reducing unbalanced voltage conditions. For restraining the oscillation components, in this paper an control technique with refernce signal as positive synchronous frame coordinates is proposed. As a total result, the suggested Fuzzy-based control strategy is easy without any decomposition and complicated research calculation. From the simulation results and harmonic distrotion factor, we conclude that the Fuzzy controler shows the better result as compared to PI controller.

REFERENCES

1. Shuhui Dong,Yonggang Li,Aimeng Wang,Wenyuan Xi, “Control of PMSG Wind Turbines Based on Reduced Order Resonant Controllers Under Unbalanced Grid Voltage Conditions” IEEE PEDS 2015, Sydney, Australia 9 – 12 June 2015.
2. Ng, C.H, Ran, L, Bumby, J, “Unbalanced-Grid-Fault Ride-Through Control for a Wind Turbine Inverter[J]” IEEE Transactions on Industry Applications, 2008, 44(3): 845-856.
3. M. Nasiri, J. Milimonfared and S. H. Fathi Robust Control of PMSG-based Wind Turbine under Grid Fault Conditions Indian Journal of Science and Technology, Vol 8(13), July 2015.

4. Hu Jiabing, He Yikang, "Modeling and control of grid-connected voltage-sourced converters under generalized unbalanced operation conditions[J]", IEEE Transactions on Energy Conversion, 2008, 23(3): 903-913.
5. Rajesh Katyal, S. Gomathinayagam, Siraj Ahmed, Saleem Akhtar, Wind Variability Study for a Complex Wind Farm Site in India , Indian Journal of Science and Technology, Volume 3, Issue 10, October 2010.
6. Yao Jun, Chen Xiyin, Liao Yong, LiHui, Huang Song, " A Grid-Connection Control Strategy to Suppress Negative-Sequence and Harmonic Currents for Permanent Magnet Direct-Driven Wind Power Generation System [J]", Power System Technology, 2011, 35(7): 29-35.
7. Maziar Izadbakhsh, Alireza Rezvani, Majid Gandomkar and Sohrab Mirsaeid, "Dynamic Analysis of PMSG Wind Turbine under Variable Wind Speeds and Load Conditions in the Grid Connected Mode" Indian Journal of Science and Technology, Vol 8(14), July 2015.
8. Yin Bo , Oruganti R , Panda S K , et al, " An output-powercontrol strategy for a three-phase PWM rectifier under unbalanced supply conditions[J" IEEE Transactions on Industrial Electronics, 2008, 55(5): 2140-2151.
9. Busada C A, Gomez J S, Leon, A E, et al, "Current controller based on reduced order generalized integrators for distributed generation systems[J]", IEEE Transactions on Industrial Electronics, 2012, 59(7): 2898-2909.
10. Etxeberria-Otadui I, Viscarret U, Caballero M , et al, "New optimized PWM VSC control structures and strategies under unbalanced voltage transients[J]" IEEE Transactions on Industrial Electronics, 2007, 54(5): 2902-2914.
11. ZHAO Xin, JIN Xinmin, ZHOU Fei, LI Geliang, "Unbalanced Control of Grid-Connected Inverters Based on Proportion Integral Reduced Order Resonant Controllers[J]", Proceedings of the CSEE, 2013, 33(19): 84-92
12. Maryam Sadeghi, Majid Gholami, Fuzzy Logic Approach in Controlling the Grid Interactive Inverters of Wind Turbines, Indian Journal of Science and Technology Volume 7, Issue 8, August 2014.
13. Javad Aramideh, Hamed Jelodar Application of Fuzzy Logic for Presentation of an Expert Fuzzy System to Diagnose Anemia , Indian Journal of Science and Technology Volume 7, Issue 7, July 2014 .
14. Karim Beddek, Mohamed Kesraoui, Adel Merabet, Optimization of the Artificial Neural Networks Structure for Filtering Applications in Wind Energy Conversion System, Indian Journal of Science and Technology , Volume 8, Issue 12, June 2015.