Choice Tree Excluding Mechanism over Multi-Objective Evolutionary Mechanism

Pooja Yadav[1], Praveen Yadav[2]
Guest Assistant Professor, Department of Computer Science and Engineering, Indira Gandhi University, Meerpur, Rewari, Haryana, India[1]
Guest Assistant Professor, Department of Computer Science and Engineering, Indira Gandhi University, Meerpur, Rewari, Haryana, India[2]

Abstract:

To date, choice trees are among the most utilized order models. They owe their ubiquity to their proficiency amid both the learning and the order stages and, most importantly, to the high interpretability of the educated classifiers. This last perspective is of essential significance in those areas in which understanding and approving the choice procedure is as vital as the precision level of the forecast. Pruning is a typical method used to diminish the extent of choice trees, in this manner enhancing their interpretability and perhaps decreasing the danger of over fitting. In the present work, we explore on the coordination between transformative calculations and choice tree pruning, introducing a choice tree post-pruning procedure in view of the outstanding multi-objective developmental calculation NSGA-II. Our approach is contrasted and the default pruning systems of the choice tree students C4.5 (J48 - on which the proposed technique is based) and C5.0. We exactly demonstrate that transformative calculations can be productively connected to the traditional issue of choice tree pruning, as the proposed system is fit for creating a more variegated arrangement of arrangements that both J48 and C5.0; also, the trees delivered by our technique have a tendency to be littler than the best hopefuls delivered by the established tree students, while safeguarding the vast majority of their exactness and some of the time enhancing it.

Index Terms: Data mining, decision trees, evolutionary computation, pruning methodologies.

I. INTRODUCTION

As it is generally perceived, choice trees have a prevalent position among arrangement models [1]. This is principle because of the realities that (1) they can be prepared and connected proficiently even on huge datasets and (2) they are effortlessly interpretable.

A normal choice tree is developed recursively, beginning from the root, following the conventional Top Down Induction of Decision Trees (TDIDT) approach: at every hub the characteristic that best parcels the preparation information, as per a predefined score, is picked as a test to manage the apportioning of occurrences into kid hubs, and the procedure proceeds until an adequately high level of immaculateness (as for the object

Class), or a base cardinality requirement (as for the number of cases achieving the hub), is accomplished in the created segments. A choice tree instigated by the TDIDT approach has a tendency to congest, and this prompts a misfortune in interpretability and also to a danger of over fitting preparing information, those outcomes in catching undesirable commotion. As an immediate outcome, such trees normally don't perform well on new, free occasions, since they fit the preparation information —too perfectly‖.

In this paper, we centre on post-pruning approaches. There are two fundamental procedures for assessing the blunder rate in this setting. The first comprises of keeping some portion of the preparation

information as a freehold start (and, in this manner, taking a shot at three, autonomous, datasets: preparing, wait, and test), and choosing whether to prune an area of the tree or not based on the subsequent grouping blunder on it. Cases of such strategies incorporate a variation of CART's Cost-Complexity Pruning [3] and the supposed Reduced-Error Pruning [4].

From a computational perspective, it is realized that the issue of developing an ideal twofold choice tree is NP-Complete [5]. The outcome is that every single reasonable usage of TDIDT calculation and pruning techniques depends on heuristics that ordinarily have a polynomial unpredictability in the quantity of occurrences and highlights in the preparation set.

In the accompanying, we seek after a way to deal with the post-pruning of choice trees in view of Evolutionary Algorithms (EAs), watching that such an issue can be considered as a pursuit in the space of conceivable sub trees [6]. Truth be told, EAs have just been effectively connected to different periods of the choice tree enlistment process (see, for example, [7]). In spite of that, to the best of our insight, the reconciliation between developmental calculations and choice tree pruning has not been researched in detail yet. Indeed, even among late works developmental calculation has not been considered, see for instance [8].

In this paper, we revise and expand the approach illustrated in [11], making utilization of the outstanding, elitist, multi-objective developmental calculation NSGA-II [12]. We plan a post-pruning methodology that streamlines two targets: the precision of the got tree (on the preparation dataset) and the quantity of its hubs. We contrast our approach and the default post-pruning strategies of both the calculations J48/C4.5 [9] (on which our strategy is constructed) and C5.0 . In the two cases (EA-based pruning and default pruning systems), a third hold-out set isn't vital: this makes our correlation less demanding and, obviously, it is invaluable for those cases in which preparing occasions are rare.

The paper is sorted out as takes after. Segment II gives a short record of the primary philosophies and ideas utilized as a part of the article. Segment III shows the proposed approach in detail. Area IV is dedicated to the exploratory examination of the accomplished arrangement. At long last, they got comes about are talked about in Section V. Conclusions and future work are sketched out in Section VI.

II. BACKGROUND

In this segment, we introduce the primary strategies and ideas utilized as a part of the paper.

A. The Choice Tree Student J48 (C4.5)

J48 is the Weak [1] execution of C4.5 [10], which, to date, is likely the absolute most utilized machine learning calculation (take note of that the terms J48 and C4.5 will be utilized conversely in the rest of the paper). C4.5 is known to give great characterization exhibitions, to be computationally effective, and to ensure the interpretability of the created demonstrates.

To put it plainly, C4.5 recursively constructs a choice tree from an arrangement of preparing examples by utilizing the Data Pick up and Pick up Proportion criteria, both in view of the idea of Shannon Entropy. Beginning from the root, at every hub C4.5 picks the information quality those most viable parts the arrangement of tests into subsets, as for the class marks. Falling a tree can be viewed as an uncommon instance of pruning, in which parts of the tree that don't enhance the order mistake on the preparation information are disposed of. For instance, given a hub N that roots a sub tree in which all leaves foresee a similar class C, the whole sub tree can be fell into the hub N that turns into a leaf anticipating .

B. The Choice Tree Student C5.0

C5.0 (otherwise called See5) is a refreshed, business variant of C4.5[11], revealed being substantially more productive than its antecedent as far as memory use and calculation time . Also, the subsequent trees have a tendency to be littler and more exact than those created by C4.5 [12]. The learning calculation takes after a comparable TDIDT procedure as its forerunner, depending on data pick up and pick up proportion scores to segment the preparation examples. The pruning depends on an EBP-like technique, supplemented by a discretionary worldwide pruning step.

C. Developmental Calculations

Developmental Calculations (EAs) are versatile meta-heuristic inquiry calculations, roused by the procedure of characteristic choice, science, and hereditary qualities. Not at all like visually impaired arbitrary pursuit, they are equipped for misusing authentic data to coordinate the inquiry into the most encouraging areas of the hunting space and, keeping in mind the end goal to accomplish that, their essential qualities are intended to imitate the procedures that in characteristic frameworks prompt versatile development.

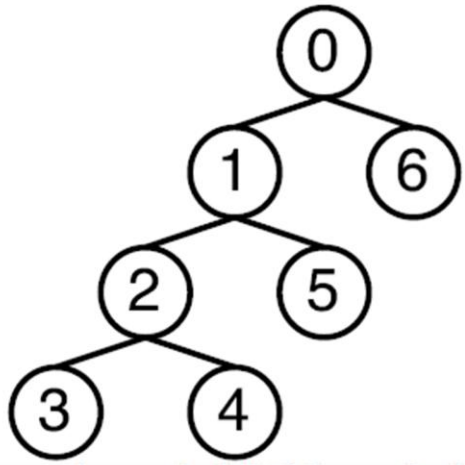

Fig. 1. A maximum-height binary decision tree.

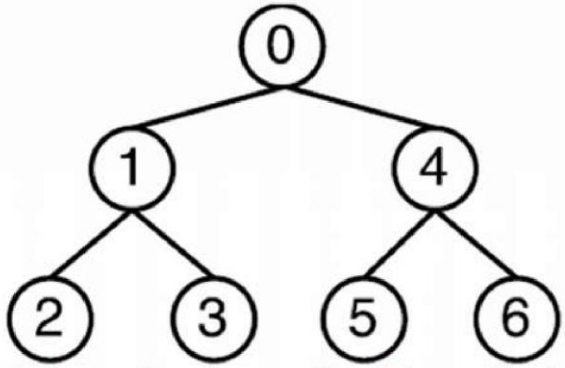

Fig. 2. A balanced and complete binary decision tree.

The components of the populace iteratively advance toward better arrangements, experiencing a progression of ages. At every age, the people which are viewed as best by the wellness work are given a higher likelihood of being chosen for multiplication; the choice system, for the most part, recognizes one specific meta-heuristic from another.

NSGA-II, on which our technique is based, utilizes a Pareto-based multi-objective ($\lambda + \mu$) system with a double competition choice and a rank swarming better capacity . To the chosen people, tasks, for example, hybrid and transformation are connected, with the objective of producing new posterity, making another age of arrangements. The emphasis stop when a predefined standard is fulfilled, which can be a bound on the number of cycles, or a base wellness increase that must be accomplished between resulting ages.

Multi-target EAs are intended to fathom an arrangement of minimization/amplification issues for a tulle of k capacities $f1\ (x)$, $fk\ (x)$, where x is a vector of parameters having a place with a given space. A set F of answers for a multi-target issue is said to be non-commanded (or Pareto ideal) if and if for each $x \in F$, there exists no $y \in F$ to such an extent that (1) $fi\ (y\ )$ enhances $fi(x\ )$ for some i, with $1 \leq i \leq k$,

and (2) for all j, $1 \leq j \leq k$, $j \neq i$, fj (x) does not enhance fj (y). The arrangement of non-ruled arrangements from F is called Pareto front.

Multi-objective methodologies are especially appropriate for multi-target advancement, as they scan for various ideal arrangements in parallel. Such calculations can locate an arrangement of ideal arrangements in the last populace in a solitary run, and once such a set is accessible, the most agreeable one can be picked by applying an inclination measure. For our situation, we propose a framework that improves, together, the exactness on the preparation dataset of a pruned tree and the number of its hubs, and a posterior choice strategy to pick the best-pruned tree in the subsequent Pareto front.

D. The multifaceted nature of the Choice Tree Pruning Issue

Give us now a chance to concentrate on the pruning issue saw as a hunting issue. We are keen on building up appropriate lower and upper limits to the hunting space and, to this end; we confine our thoughtfulness regarding parallel trees, which makes it more straightforward to process the limits. More broad lower and upper limits would then be able to be effectively inferred. Notice that parallel choice trees are constantly full, that is, every hub has zero or two youngsters, and in this manner, the pruning of a full twofold choice tree, for any given inward hub, either expels both sub trees or keeps up them two.

The pursuit space comprises of all the diverse pruned trees that can be acquired from a completely developed tree, that is, from the tree produced by the TDIDT recursive technique.

Give k a chance to be the number of hubs of the given (completely developed) tree. A lower bound on the cardinality of the pursuit space is given by the quantity of pruned trees that can be gotten from the most astounding full double choice tree that can be produced with k hubs available to us.

In such a case, the quantity of pruned trees can be dictated by a recursive recipe:

$$f(h) = \begin{cases} 1 & \text{if } h = 0; \\ f(h-1)^2 + 1 & \text{otherwise.} \end{cases}$$

An upper bound on the cardinality of the pursuit space is in this way ((h)) = Ω ($2h$), which is a capacity that becomes quick.

For instance, we have that: (0) = 1 (4) = 677 f 1 = 2 f 5 = 458.330 f 2 = 5 f 6 = 210.066.388.901 f 3 = 26 f 7 = 4, 412788775 $*$ 1022

The above recipe can be effectively summed up to adapt to non-idealize, non-parallel, and, along these lines, non-full, choice trees. Give N a chance to be the base of the given tree, let $f'(N)$ be the capacity that registers the quantity of its pruned trees (we recognize the tree with its root), and let (N) be the arrangement of all offspring of the hub N.

$$f'(N) = \begin{cases} 1 & \text{if } N \text{ is a leaf;} \\ 1 + \prod_{M \in C(N)} f'(M) & \text{otherwise.} \end{cases}$$

III. EA-BASED PRUNING

In this area, we introduce a novel, wrapper-based way to deal with the pruning of choice trees. In wrapper-based pruning, a hunt calculation investigates the inquiry space of all conceivable pruned trees that can be acquired from a solitary, unprinted and un-fallen choice tree, and potential applicants are assessed well ordered. We actualized our technique with J48, the Weak usage of the calculation C4.5 and with the developmental pursuit calculation known as NSGA-II (see Area II).

A. Portrayal of Arrangements and Beginning Populace

Given a preparation dataset, a completely developed, un-fallen and unprinted J48 choice tree is first fabricated. Every answer for the pursuit issue is helpfully spoken to as a paired cluster, whose size is equivalent to the quantity of hubs of the first J48 tree given as information. Every cell of the exhibits tracks whether the sub tree established at the particular hub of the tree is being kept or not. Keeping in mind the end goal to set up a correspondence between the tree and the cluster, hubs are numbered by a pre-arrange visit of the tree.

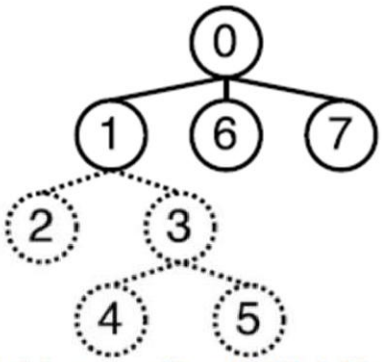

Fig. 3. The pruned decision tree, with nodes labeled in a pre-order fashion.

A twofold exhibit relating to a specific arrangement is at first set to speak to the completely developed tree. At that point, a ―non-pruning likelihood threshold‖ t is set up (exact assessment recommended an irregular incentive in the range [0.85, 0.95] for the limit). For every cell of the cluster, we continue as takes after. The separation d of the comparing hub from the foundation of the tree is registered (beginning from 1), and, at that point, d irregular esteems are produced: if no less than one of them is more prominent than t, the sub tree relating to the cluster cell is pruned, that is, the phone is set to 0. The thought behind such an age technique is, to the point that pruning at more elevated amounts ought to be more troublesome than pruning at bring down levels, as pruning a shallow hub expels the majority of the tree.

0	1	2	3	4	5	6	7
1	0	0	0	0	0	0	0

Fig. 6. The gene representing the pruned tree of Fig. 5.

B. Administrators

We utilize the traditional EA administrator's hybrid and change.

a) Hybrid: Given two parent arrangements, two youngster's arrangements are created by means of hybrid by just playing out a pair wise and a pair wise OR of the two comparing double clusters.

b) Transformation: Given a double exhibit of length l relating to an answer, change is completed as takes after. An arbitrary number, $1 \leq k \leq l$ is created, and k irregular flips are done in the paired exhibit, saving the rightness of the produced arrangement.

C) Wellness Capacities: We utilized two wellness works so as to improve two destinations. The principal objective is to expand the precision of the pruned tree on the preparation dataset and, to this end, we utilized the standard assessment strategy gave by J48.

D. Choice Technique: As it occurs with some other multi-target streamlining calculation, the after-effect of our post-pruning strategy is an arrangement of non-ruled arrangements. To assess the nature of the proposed strategy, we contrast the arrangements it returns and the arrangements gave, on a similar preparing dataset, by C4.5, and by C5.0[13]. we can characterize the coding expense of an applicant

arrangement as the coding expense of the hypothesis (in the present case, the relative size of the tree as for the first one) or more the coding expense of the exemptions, that is, the mistake rate of the tree, computed over the whole preparing set. The two esteems, meant here by $SIZE$ and ER, separately, have a place with the interim [0, 1], and they can be orchestrated into a weighted whole as takes after:

$$W * ER + (1 - W) * \text{SIZE},$$

Where W ∈ [0, 1] is a weight which can be altered by the client keeping in mind the end goal to shift the pruning forcefulness. The competitor arrangement with the least joined esteem is chosen. Naturally, a huge estimation of W tends to support bigger, yet more exact, models, the extent that the preparation set is concerned[14], while littler W esteems should bring about more broad trees being chosen.

IV. EXPERIMENTAL RESULTS

In this segment, we give an exploratory correlation among three post-pruning approaches, that is, the standard C4.5 and C5.0 EBP pruning and our wrapper-based[15] EA for post-pruning. The sum total of what tests have been done on an Intel Centre i5 processor running at 2.4 GHz, furnished with a primary memory of 8 GB.

A. Datasets

We have utilized 12 standards UCI[16] datasets the picked datasets are itemized in Table I, where, for each case, we demonstrate the quantity of hubs in the individual un-crumbled and unprinted J48 choice tree. The sort of traits (clear cut, numeric) is additionally shown.

B. Strategies

The test stage has been planned as takes after. Each dataset has been apportioned into a preparation set (75%) and a test set (25%), as indicated by a stratified approach. At that point, on each dataset, the three

strategies, to be specific, J48, C5.0, and EA-based, for post-pruning have been connected.

TABLE II: EVALUATIONS NUMBER AND COMPUTATION TIME PER DATASET

Dataset	# evaluations	Computation time (sec)
Adult	75000	3200
Bank	100000	720
Breast W	10000	< 1
Credit Card	60000	400
Credit G	100000	46
Diabetes	10000	1
Eye State	100000	188
Labor	10000	< 1
Sonar	10000	< 1
Spambase	100000	50
Voting	10000	1
Waveform 5k	60000	37

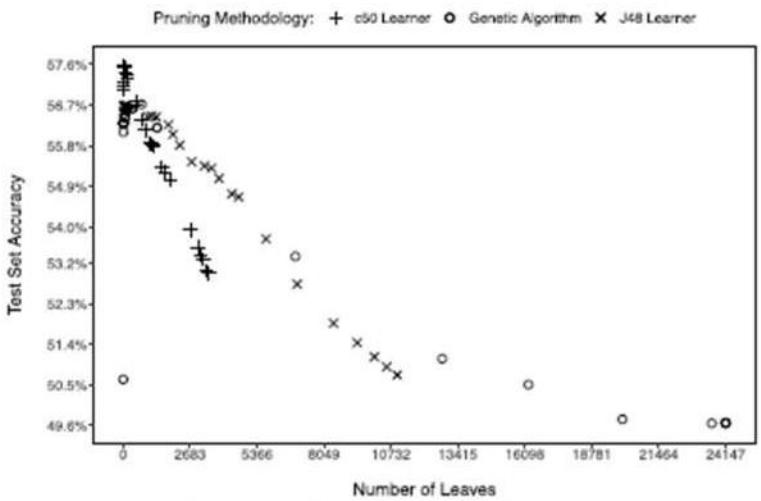

Fig. 7. Results on the Adult dataset.

C. Results

For each dataset, we thought about the consequences of the three post-pruning strategies. The outcomes are appeared in various figures (from Fig. 7 to Fig. 18). Each chart demonstrates the connection that develops between the prescient precision and the size (number of leaves) of each tree created by a particular setting of the parameter that represents the pruning forcefulness (certainty interim for C4.5 and C5.0, weight W for the EA-based wrapper), producing three bends for each dataset. On account of Bosom W (Fig. 9) the EA-based pruning created a tree with 20 leaves and 97.7% precision (best general exactness), and the littlest tree produced by traditional techniques has 5 leaves and a precision of 94.2%, while the wrapper has possessed the capacity to deliver a tree with just 2 leaves and a precision of 93.7%.

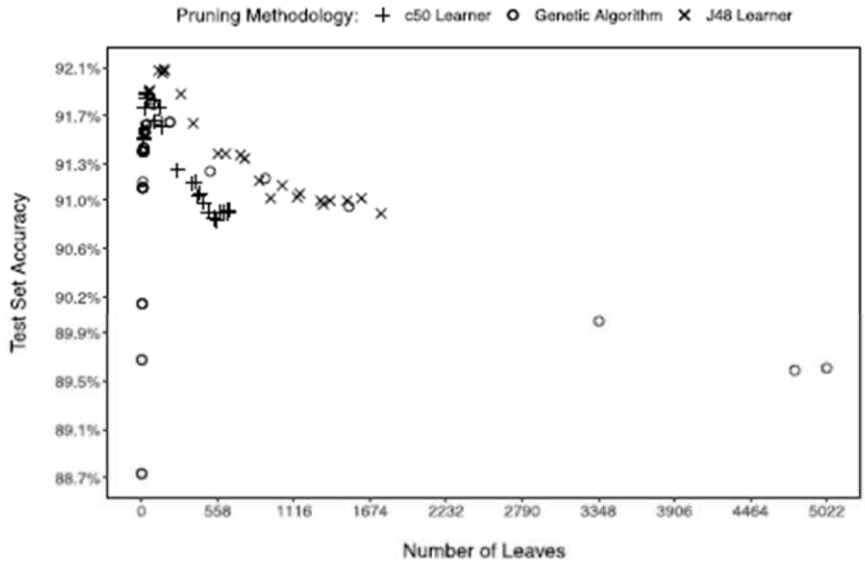

Fig. 8. Results on the Bank dataset.

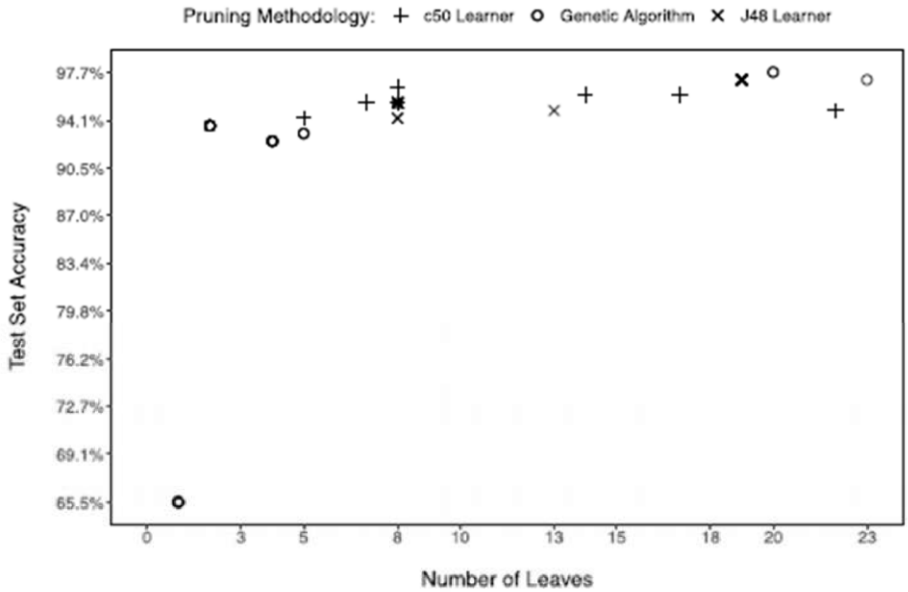

Fig. 9. Results on the Breast W dataset.

On account of the dataset MasterCard (Fig. 10), we delivered a tree with 24 leaves and 82.2% exactness, and additionally an indistinguishable littlest outcome from C5.0 (2 leaves, 81.7%, and we outperformed the littlest tree produced by J48.

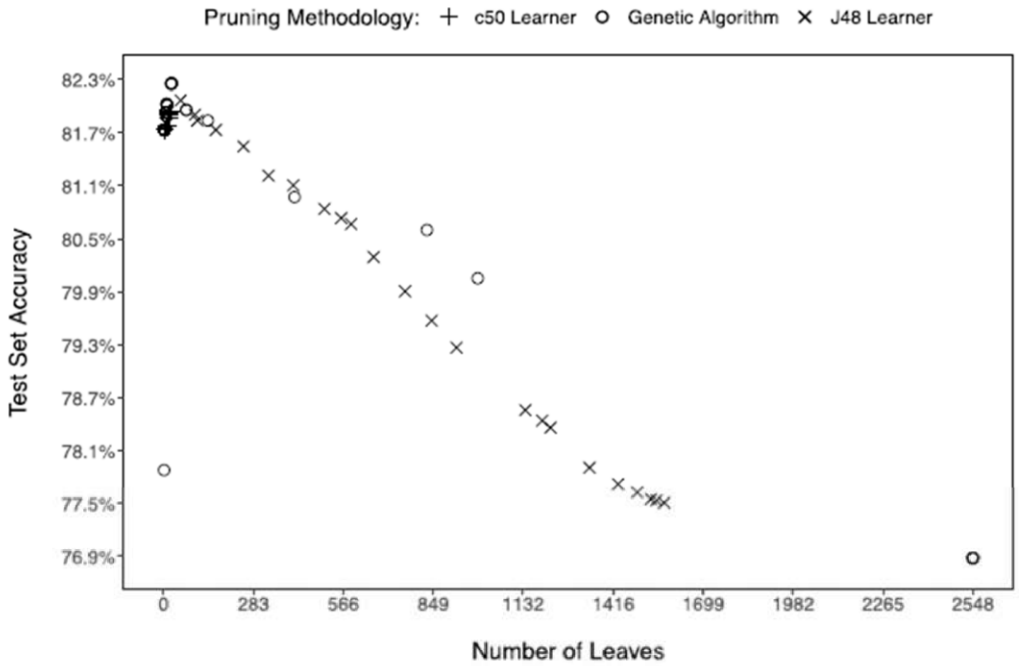

Fig. 10. Results on the Credit Card dataset.

Concerning Diabetes (Fig. 12), the EA-based pruning matches the best outcome got by J48, and proposes a littler however nearly as much as an exact tree, while C5.0 is fit for accomplishing a similar outcome yet with a (marginally) greater tree.

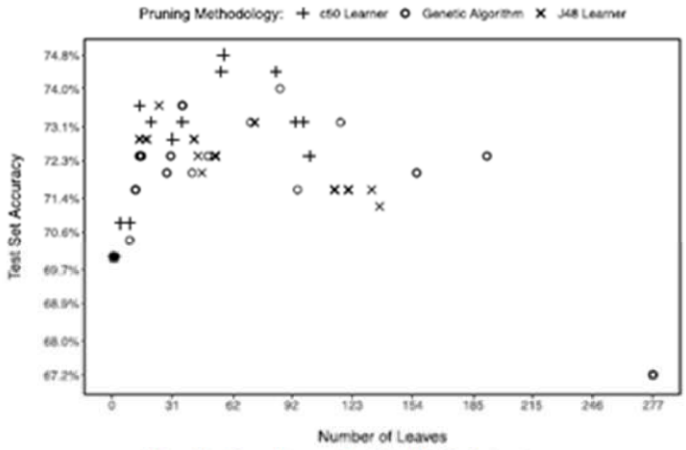

Fig. 11. Results on the Credit G dataset.

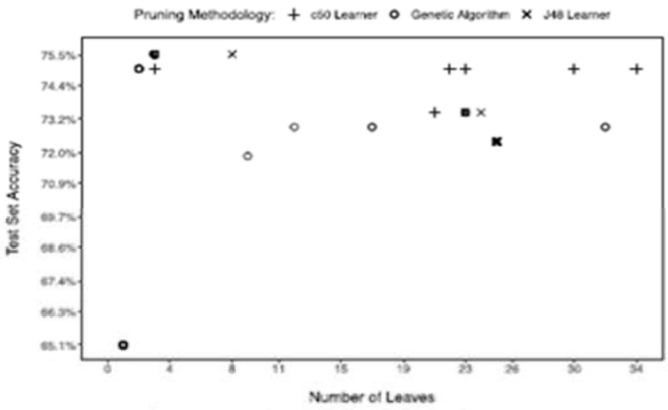

Fig. 12. Results on the Diabetes dataset.

On account of Work (Fig. 14), J48, C5.0, and the EA-based wrapper are largely equipped for creating the best tree (2 leaves and 85.7% exactness), while on account of Sonar (see Fig. 15), the wrapper continually outperforms J48 regarding order execution.

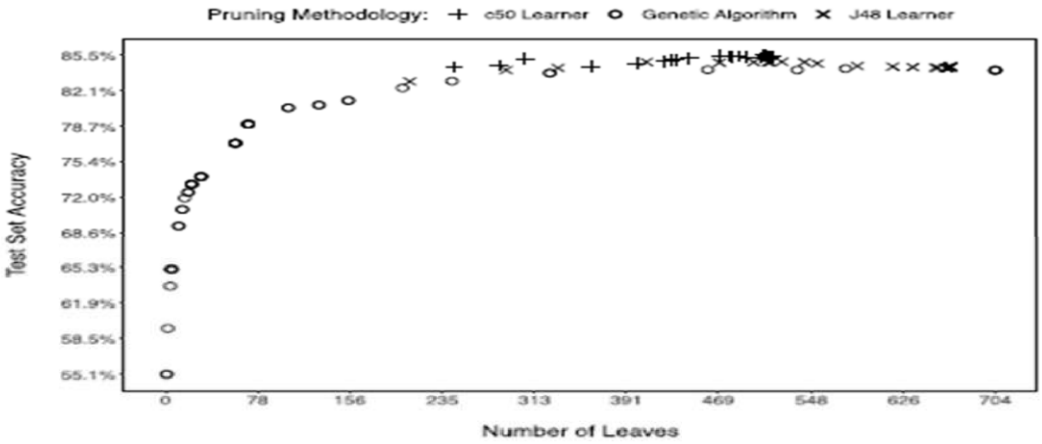

Fig. 13. Results on the eye state dataset.

Concerning Spam base, we watch that the outcomes got by the three methodologies have a tendency to be very comparable.

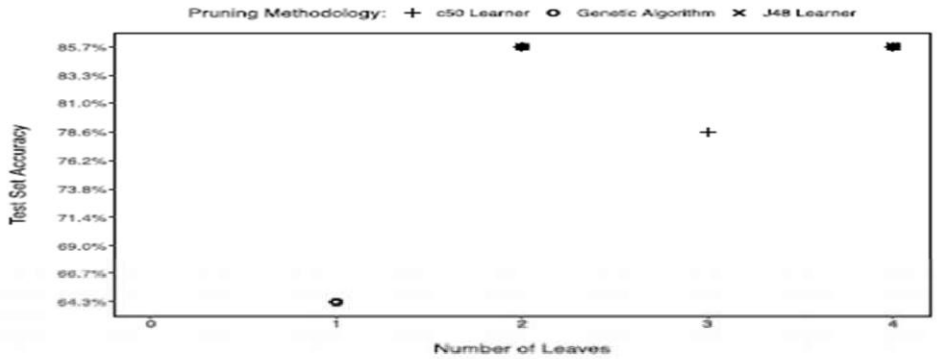

Fig. 14. Results on the Labor dataset.

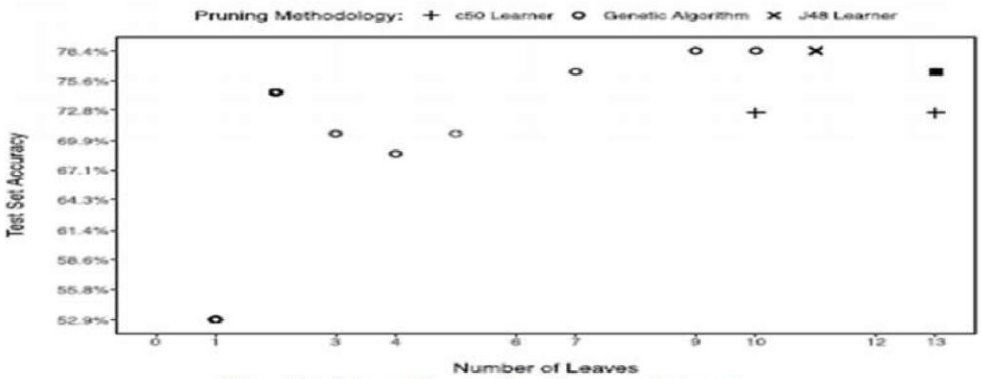

Fig. 15. Results on the Sonar dataset.

At last, on account of Voting (Fig. 17), the three techniques all deliver the best (and littlest) tree (2 leaves and 96.3% exactness). On account of the dataset Grown-up (Fig. 7), the best precision is acquired by C5.0; nonetheless, while the most exact model created by J48 has 144 leaves and 56.7% exactness, its littlest tree has 17 leaves and 56.5% exactness.

With respect to the dataset Bank (Fig. 8), regardless of whether the wrapper is outperformed by both J48 and C5.0 as far as exactness, it is as yet equipped for creating a pruned tree with 7 leaves, while as yet holding a test set precision of 91.1%, and a tree with just 3 leaves, keeping a precision of 90.1%. At long last, on account of Credit G (Fig. 11), the wrapper accomplished a general higher exactness than J48 (74.0% versus 73.6%), yet lower than C5.0 (74.8%), while on account of Waveform 5k (Fig. 18) the wrapper created more precise trees than J48, and, while the most exact model is produced by C5.0.

V. DISCUSSION

Results announced in Segment IV unmistakably demonstrate that the proposed EA way to deal with pruning choice trees is equipped for coordinating, and once in a while outperforming, the exhibitions of established C4.5 and C5.0 methodologies as far as the size-to-precision proportion of the created trees. Specifically, the proposed strategy is equipped for delivering a more variegated arrangement of arrangements, frequently described by littler trees, which, by and by, protect a large portion of the exactness of those generally pruned. The proposed EA-based pruning approach begins from a completely developed C4.5 choice tree. Given that, as announced in [17], the trees developed by C5.0 have a tendency to carry on superior to those developed by C4.5, we may conjecture that better outcomes could be accomplished by applying our strategy to the previous rather than the last mentioned. Besides, there are a few EA-related perspectives that could be considered to upgrade our outcomes. To start with, the traditional choice methodology executed in NSGA-II has been enhanced in, for example, the calculation ENORA [21], [22]. Second, freely from the choice system, best in class executions of EAs don't require the express and settled arrangement of the hybrid and change rates, which are, rather,

considered as qualities of addictiveness of every one of the arrangements. Experimentally, adjustment has been seen to better the execution of conventional administrators as far as merging to the Pareto ideal front and in the decent variety of the last arrangements. At long last, over the most recent couple of years, the utilization of wellness capacities is by and large dynamically substituted by merging specifically in light of the hyper volume, which appears to carry on superior to anything customary wellness based strategies [23], and it is fascinating to comprehend its consequences for our technique too. By and large, this whole work ought to be considered as a commendable confirmation of-idea of the possibility of EA-based post-pruning, which merits some further examination.

VI. CONCLUSIONS AND FUTURE WORK

Pruning is a system usually used to lessen the extent of choice trees, with the point of enhancing their interpretability and arrangement execution, while reducing the danger of over fitting. In this paper, the reconciliation between transformative calculations and choice tree pruning has been examined, by displaying a multi-objective developmental way to deal with the issue of post-pruning choice trees. The technique depends on the outstanding NSGA-II developmental calculation, and it begins from a completely developed, unprinted and unclasped C4.5 choice tree. A posterior choice strategy to pick the best-pruned tree in the subsequent Pareto front has additionally been recommended. The proposed arrangement has been tried against the standard pruning techniques of C4.5 and C5.0 choice tree students over a determination of 12 UCI datasets, and it has turned out to be fit for creating littler trees than those offered by such contenders while protecting the majority of their exactness and some of the time enhancing it. Regardless of the way this can be viewed as an exploratory examination, it unmistakably shows the achievability of the general thought, shading a light on the part that EAs can play even in an established issue, for example, choice tree pruning. With respect to future work, best in class developmental calculations, for example, versatile NSGA-II and ENORA are to be considered for the issue of pruning a completely developed C5.0 choice tree. In addition, likewise the posterior choice process for the determination of the last arrangement from the arrangement of non-commanded applicants created by the developmental calculation merits some further examination.

VII. REFERENCES

[1] I. H. Witten, E. Frank, M. A. Hall, and C. J. Pal, *Data Mining: Practical Machine Learning Tools and Techniques*, 4th ed. Morgan Kaufmann Publishers Inc., 2016.

[2] J. R. Quinlan, *C4.5: Programs for Machine Learning*, San Francisco, CA, USA: Morgan Kaufmann Publishers Inc., 1993.

[3] L. Bremen, J. Friedman, R. Olsen, and C. Stone, *Classification and Regression Trees*, Monterey, CA: Wadsworth and Brooks, 1984.

[4] J. R. Quinlan, ―Simplifying decision trees, ‖ *International Journal of Man-Machine Studies*, vol. 27, no. 3, pp. 221-234, 1987.

[5] L. Havilland and R. L. Rivets, ―Constructing optimal binary decision trees is NP-Complete,‖ *Information Processing Letters*, vol. 5, no. 1, pp. 15–17, 1976.

[6] F. Esposito, D. Malherbe, and G. Demerara, ―Decision tree pruning as a search in the state space, ‖ in *Proc. the 6th European Conference on Machine Learning (ECML)*, 1993, pp. 165-184.

[7] R. C. Barros and A. A. Ferias, ―A survey of evolutionary algorithms for decision-tree induction‖, in *Proc. the IEEE Transactions on Systems, Man, and Cybernetics*, Part C: Applications and Reviews, 2011, pp. 291-312.

[8] L. Lou, X. Zhang, H. Pang, W. Live, and Y. Zhang, ―A new pruning method for decision tree based on structural risk of leaf node,‖ *Neural Computing and Applications*, vol. 22, pp. 17-26, 2013.

[9] Z. Nye, B. Lin, S. Huang, N. Ramakrishna, W. Fan, and J. Yes, ―Pruning decision trees via max-heap projection, ‖ in *Proc. the 2017 SIAM International Conference on Data Mining*, 2017, pp. 10-18.

[10] D. Heath, S. Kais, and S. Salzburg, ―Induction of oblique decision trees,‖ in *Proc. the International Joint Conference on Artificial Intelligence (IJCAI)*, 1993, pp. 1002-1007.

[11] J. Chen, X. Wang, and J. Zhao, ―Pruning decision tree using genetic algorithms,‖ in *Proc. the 2009 International Conference on Artificial Intelligence and Computational Intelligence (AICI)*, vol. 3, 2009, pp. 244-248.

[12] K. Deb, A. Prate, S. Agawam, and T. Meyarivan, ―A fast and elitist multiobjective genetic algorithm: NSGA-II,‖ *IEEE Transactions on Evolutionary Computation*, vol. 6, no. 2, pp. 182-197, 2002.

[13] C5.0: An informal tutorial. [Online]. Available: https://www.rulequest.com/see5- unix.html

[14] L. O. Hall, R. Collins, K. W. Bowyer, and R. Benfield, ―Error-based pruning of decision trees grown on very large data sets can work!‖ in *Proc. the 14th IEEE International Conference on Tools with Artificial Intelligence (ICTAI)*, 2002, pp. 233-238.

[15] F. Esposito, D. Malherbe, and G. Demerara, ―A comparative analysis of methods for pruning decision trees,‖ *IEEE Transactions on Pattern Analysis and Machine Intelligence*, vol. 19, no. 5, pp. 476-491, 1997.

[16] L. Roach and O. Maim on, *Data Mining with Decision Trees: Theory and Applications*, 2nd ed. World Scientific Publishing Company Inc., 2014.