LEVERAGING PREDICTIVE PEOPLE ANALYTICS TO OPTIMIZE WORKFORCE MOBILITY, TALENT RETENTION, AND REGULATORY COMPLIANCE IN GLOBAL ENTERPRISES.

Derrick Afriyie
HR Change Management Analyst, British Council, Accra, Ghana

ABSTRACT
As globalization, digital transformation, and regulatory complexity reshape the human capital landscape, large enterprises face increasing pressure to manage workforce mobility, retain high-value talent, and maintain compliance across jurisdictions. Traditional HR approaches often fall short in addressing these evolving demands due to their reactive nature and fragmented data sources. This paper examines how predictive people analytics can be harnessed as a strategic lever to optimize workforce decisions and align them with enterprise-wide performance, mobility goals, and legal obligations. By integrating advanced data modeling techniques including machine learning, sentiment analysis, and attrition forecasting organizations can identify early signals of flight risk, engagement decline, and compliance vulnerabilities at both local and global levels. Particular attention is paid to modeling cross-border mobility patterns, capturing cultural and operational factors that influence relocation success, and ensuring compliance with region-specific labor laws and privacy regulations. The study also highlights the role of data governance, ethical AI deployment, and cross-functional collaboration in unlocking the full potential of predictive HR systems. Through real-world enterprise use cases and a proposed implementation framework, the paper offers actionable insights for HR leaders, compliance officers, and workforce strategists aiming to build more resilient, responsive, and compliant global talent ecosystems. Ultimately, predictive people analytics is positioned not merely as a reporting tool, but as a critical enabler of strategic foresight in human capital planning and global workforce optimization.

Keywords:
Predictive People Analytics; Workforce Mobility; Talent Retention; Regulatory Compliance; Global HR Strategy; Human Capital Forecasting

1. INTRODUCTION

1.1 Background and Motivation

The international mobility of skilled professionals has long served as a barometer for economic competitiveness, innovation capacity, and institutional adaptability. As industries globalize, the demand for high-skilled workers capable of bridging geographic, technical, and cultural divides has accelerated the need for strategic approaches to talent acquisition and deployment. National economies, particularly those driven by knowledge-intensive sectors, increasingly rely on mobile human capital to maintain an edge in productivity and innovation cycles [1]. Migration policies, educational frameworks, and corporate talent strategies are evolving to facilitate the movement of specialists across borders. This global interconnectivity has prompted organizations to rethink static employment models and adopt agile structures that favor short-term assignments, rotational leadership roles, and remote collaboration across time zones [2]. The growing importance of expatriate assignments, interregional transfers, and digital nomadism reflects this transformation of the workforce landscape.

At the institutional level, governments and multinational firms began forming partnerships to create "skills corridors" between countries, easing visa restrictions for specific occupations and incentivizing transnational credential recognition. However, the mechanisms for identifying, tracking, and aligning mobile talent with organizational needs remained underdeveloped during this period, often resulting in mismatches and underutilization of available skills [3].

Amid these developments, concerns around brain drain, regional talent gaps, and cultural assimilation emerged as critical points in policy and workforce design. These trends called for a systemic re-evaluation of how nations and corporations approached long-term workforce planning in an increasingly mobile world [4].

1.2 Shifting Dynamics in Global Talent Ecosystems

The early 21st century witnessed a reconfiguration of global talent ecosystems driven by demographic shifts, economic liberalization, and technological convergence. Countries with maturing populations began experiencing acute shortages in science, technology, engineering, and mathematics (STEM) fields, prompting a surge in talent inflows from emerging markets [5]. This flow was no longer unidirectional; high-skilled professionals from developing regions were actively reshaping innovation environments in both their home and host nations.

Labor mobility was further facilitated by the expansion of multinational enterprise networks, international academic collaborations, and remote work infrastructures. Companies began recognizing the strategic value of geographically distributed teams, investing in global mobility programs that allowed employees to rotate across functional and regional hubs [6]. Such programs not only fostered leadership development but also strengthened institutional resilience in volatile markets.

Simultaneously, traditional migration pathways encountered friction due to rising populist sentiments and tightening immigration controls in many industrialized economies. These constraints inadvertently redirected talent flows toward regional hubs in Asia, the Middle East, and parts of Africa, creating new centers of professional gravity [7].

The emphasis began to shift from simply attracting talent to cultivating it locally and leveraging diaspora networks for cross-border engagement. This approach introduced the concept of "brain circulation," where mobile professionals continuously interact with their countries of origin, creating reciprocal flows of knowledge, capital, and innovation [8].

1.3 Objectives and Scope of the Article

This article explores the strategic realignment of global workforce practices and talent mobility mechanisms in the face of evolving demographic, technological, and geopolitical landscapes. It examines how governments, international organizations, and corporations responded to changing talent dynamics by reformulating policies, redesigning organizational structures, and deploying digital tools for workforce integration.

The primary objective is to analyze how early-stage talent ecosystems were reshaped by market volatility, technological acceleration, and emerging mobility paradigms. Through sectoral case studies and comparative policy frameworks, the article offers a comprehensive overview of mobility-enabling infrastructures, such as digital credentialing platforms, cross-border hiring models, and international skill registries.

Further sections assess the role of talent analytics in bridging labor market information gaps and identify barriers to equitable mobility, including gender-based constraints, restrictive visa frameworks, and certification incompatibilities [9]. The final portion of the article discusses strategic recommendations for future-ready mobility systems that balance national talent retention with global workforce inclusion.

2. CONCEPTUAL FOUNDATIONS OF PREDICTIVE PEOPLE ANALYTICS

2.1 Evolution from Descriptive to Predictive HR Analytics

Human Resource (HR) departments historically relied on descriptive metrics such as turnover rates, average tenure, and headcount ratios to understand workforce trends. These retrospective analyses were often reported via dashboards and spreadsheets, serving more as operational monitors than strategic tools. However, as organizational complexity increased, limitations in such backward-looking assessments became evident, particularly in forecasting risks related to attrition, engagement, or leadership pipeline gaps [5].

The gradual shift toward predictive HR analytics was enabled by the growing availability of digitized personnel data and advancements in statistical modeling. By integrating historical records with performance outcomes, organizations began using regression, classification, and survival analysis to forecast future events such as resignation likelihood or promotion readiness [6]. Predictive analytics allowed firms to pre-empt workforce challenges rather than merely react to them.

Moreover, machine learning models though in early stages were introduced to detect subtle behavioral signals that could indicate disengagement, burnout, or conflict risks [7]. These systems moved HR into a more consultative role, offering recommendations grounded in data rather than managerial instinct.

This evolution was not without resistance. Concerns around data reliability, privacy, and skill gaps in interpreting outputs persisted. Nonetheless, the value proposition for predictive HR analytics was increasingly recognized, especially in large, distributed enterprises managing complex talent portfolios [8].

2.2 Core Components and Data Inputs

The architecture of a predictive people analytics system typically hinges on three layers: data sourcing, modeling, and insight generation. At the foundational level, inputs are harvested from diverse systems, including HRIS (Human Resource Information Systems), performance management tools, employee engagement platforms, and

collaboration software [9]. Integrating these datasets allows organizations to build a comprehensive profile of each employee's journey, from onboarding to exit.

Key data components include performance evaluations, promotion history, skill acquisition metrics, and behavioral signals derived from internal communications (e.g., email metadata or meeting frequency). These features are modeled to predict future states such as resignation probability, leadership emergence, or absenteeism risk [10]. Attendance logs, peer feedback, and customer satisfaction indices are also increasingly factored into dynamic employee scoring models.

Employee engagement surveys, while traditionally qualitative, were quantified into sentiment indices using text mining techniques. This helped correlate emotional tone with productivity trends and turnover behavior. Likewise, behavioral inputs such as login patterns, digital collaboration frequency, or helpdesk query volumes were analyzed as proxies for burnout or isolation [11].

Predictive systems also modeled workforce flows at the macro level. Scenario simulations estimated the downstream effects of leadership exits, skill shortages, or productivity slowdowns across business units. Figure 1 illustrates the predictive people analytics lifecycle, mapping employee touchpoints with associated predictive models and feedback loops.

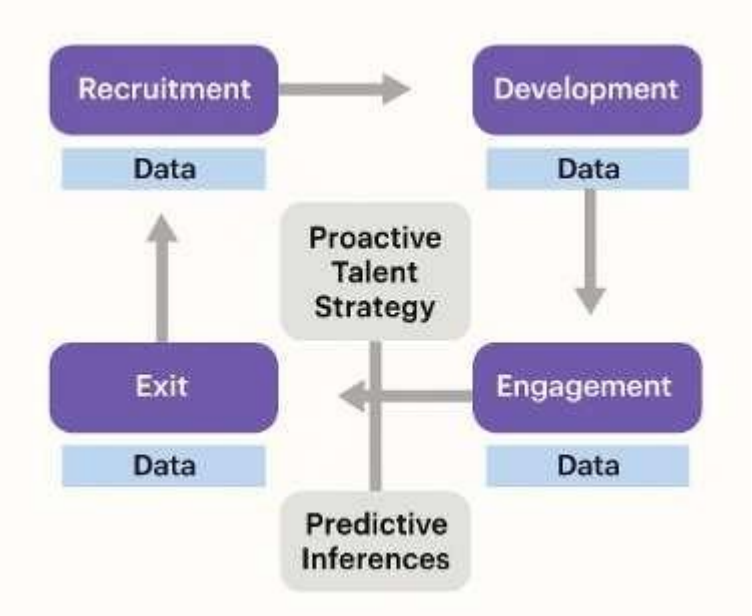

Figure 1: Conceptual model of predictive people analytics in the employee lifecycle shows how recruitment, development, engagement, and exit data are used to drive predictive inferences, enabling HR to shift from reactive administration to proactive talent strategy.

While data volume is essential, the interpretability of predictive models was equally critical. Black-box models were often avoided in favor of explainable algorithms, especially when predictions informed sensitive decisions like layoffs or succession planning [12].

2.3 Ethical, Legal, and Cultural Implications of Workforce Data Use

The integration of predictive analytics into workforce management raised complex ethical and legal issues. Chief among them was the concern that algorithmic insights could inadvertently replicate historical biases embedded in HR data. For example, if prior promotions skewed toward certain demographics, a predictive model trained on such data might reinforce those inequities unless corrective techniques were applied [13].

Data ownership and transparency were also key concerns. Employees rarely had visibility into how their data was used, which features were analyzed, or how predictions were made. In regions with strong data protection laws, such as parts of Europe, this opacity conflicted with emerging expectations of informed consent and data minimization [14]. HR departments were thus encouraged to adopt transparent data governance frameworks and to provide employees with opt-out mechanisms or data access rights where possible.

Culturally, predictive analytics challenged traditional management hierarchies. In some organizations, decisions that had once rested on managerial intuition or reputation were now contested by data-driven flags or predictive risk scores. This sometimes created tension between line managers and HR analysts, especially when predictions contradicted established perceptions of employee value [15].

Furthermore, predictive tools introduced moral dilemmas in handling "high-risk" designations. Labeling an employee as a probable leaver, for instance, risked stigmatization or preemptive exclusion from development programs. These unintended consequences underscored the need for ethical review boards or algorithmic accountability protocols in workforce analytics initiatives.

As predictive analytics matured, the emphasis on fairness, explainability, and informed consent became not just legal safeguards but also cultural imperatives that influenced employee trust and system adoption [16].

3. WORKFORCE MOBILITY IN GLOBAL ENTERPRISES

3.1 Drivers of International and Internal Workforce Mobility

Global workforce mobility has long been shaped by a mixture of strategic imperatives and personal employee aspirations. From multinational expansion to project-based assignments, companies sought to place the right talent in the right location at the right time. However, accurately forecasting and facilitating mobility required understanding a complex interplay of drivers [11].

International assignments were often motivated by market entry, global leadership development, or technical transfers. On the other hand, internal regional relocations responded to organizational restructuring, talent shortages, or knowledge-sharing objectives. Economic volatility, political risks, and regional labor laws often acted as push or pull factors influencing mobility feasibility [12].

Employee-level motivations also played a critical role. Younger professionals generally exhibited higher mobility interest, particularly for international exposure, while older cohorts considered factors such as family, education systems, or dual-career challenges before accepting a relocation offer [13]. Predictive modeling efforts thus needed to account for both macro and micro drivers, combining organizational demand forecasts with individual readiness indicators.

Intra-company mobility increasingly became a tool for retaining high-potential employees. By mapping skill adjacencies and career paths across locations, firms used predictive intelligence to recommend internal moves proactively, rather than reactively filling expatriate roles [14]. This strategic approach aligned talent mobility with succession planning and workforce optimization goals, reflecting a broader shift from transactional to analytical mobility management.

3.2 Data Challenges in Mobility Forecasting

Despite advances in people analytics, data challenges remained a core obstacle in accurately forecasting global mobility trends. One significant hurdle was data fragmentation. Mobility-related data such as visa history, relocation preferences, or compliance records were often housed across disparate systems, including HRIS, travel management platforms, and external vendor portals [15].

Additionally, self-reported employee data, particularly regarding relocation willingness or family constraints, was often incomplete or outdated. Without consistent refresh cycles, predictive tools risked using stale information, thus lowering model precision [16]. Similarly, the absence of standardized data formats across geographies complicated efforts to normalize inputs for global modeling efforts.

Privacy considerations further constrained data collection, especially in jurisdictions with strong personal data protection laws. For example, asking employees about family health or spousal employment could run afoul of compliance frameworks unless explicitly consented to [17]. This limited the feature space available for modeling relocation readiness or failure risk.

Another challenge stemmed from labeling historical mobility outcomes. While it was easy to track whether an assignment occurred, it was harder to define and quantify its success or failure. Metrics such as assignment completion rate, cost deviations, and repatriation satisfaction were inconsistently recorded or evaluated post-hoc. These issues required HR teams to adopt more rigorous data curation protocols, data governance standards, and centralized repositories to enable more trustworthy forecasting pipelines.

3.3 Predictive Modeling of Relocation Readiness and Mobility Risk

To forecast mobility readiness, predictive models synthesized historical assignment data with dynamic employee profiles. Features included age, tenure, language proficiency, prior relocation history, and digital collaboration scores used as proxies for adaptability in virtual-first environments [18]. Machine learning models such as random

forests or logistic regression were applied to assess the probability of assignment acceptance, performance success, and attrition risk post-relocation.

More sophisticated frameworks modeled interactions between personal and contextual variables. For instance, an employee's readiness might increase with a supportive manager or decrease with a high family relocation index. These non-linear relationships were captured using tree-based ensemble models, enhancing both interpretability and accuracy [19].

Risk scoring models for mobility failure were particularly valuable. They helped identify cases likely to result in assignment rejection, premature return, or cultural adjustment difficulties. By flagging these risks early, HR could deploy targeted interventions such as relocation counseling or phased transfers [20].

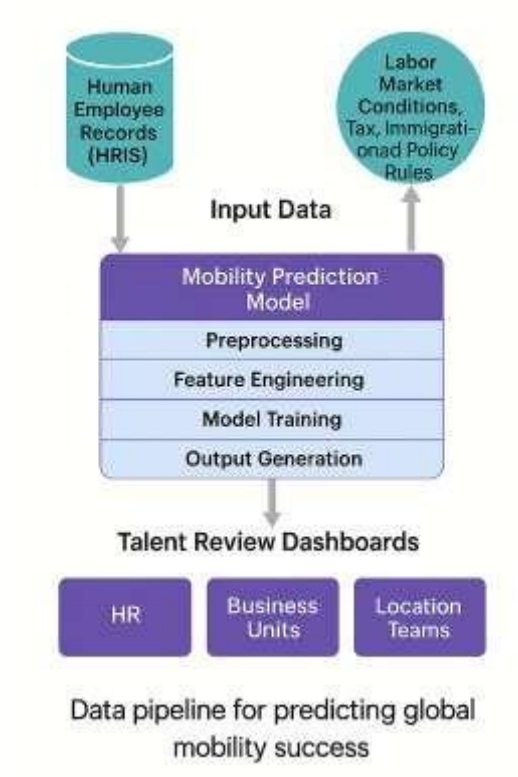

Figure 2 illustrates the data pipeline for predicting global mobility success. It maps data ingestion from HRIS and external sources, followed by preprocessing, feature engineering, model training, and output generation stages. These outputs fed into talent review dashboards to inform mobility decision-making across business units.

While the models did not replace HR judgment, they added valuable statistical foresight. This enabled better allocation of international assignment budgets and improved overall mobility program ROI through data-driven workforce deployment.

3.4 Integration with Immigration, Tax, and Policy Frameworks

Effective mobility analytics required integration not only with HR systems but also with external legal, tax, and immigration frameworks. Each assignment destination carried unique compliance obligations, ranging from tax equalization to social security participation, visa eligibility, and healthcare coverage mandates [21].

Table 1: Compliance Requirements Across Mobility Destinations and Their HR Data Needs

Destination Region	Key Compliance Requirements	HR Data Needs
United States (US)	- Visa eligibility checks (H-1B, L-1) - Tax equalization compliance - I-9 verification	- Immigration status - Education and job role alignment - Tax residency and filing data
European Union (EU)	- Dual reporting (social insurance + residency) - Posted Workers Directive compliance	- Social security registration - Proof of residence - Assignment duration details
United Kingdom (UK)	- Tiered visa sponsorship reporting - NI contributions tracking	- Job classification - Sponsorship certificate records - Payroll interface requirements
Middle East (e.g., UAE, KSA)	- Local employment contracts - Emiratization/Nitaqat quotas	- Nationality and role mapping - Contractual duration - Local medical insurance coverage
Asia-Pacific (e.g., Singapore, India)	- Labor market testing - Digital ID and tax code linkage	- Educational qualifications - Role description - PAN/Aadhaar or FIN identifiers
Canada	- LMIA compliance for foreign workers - SIN registration and provincial tax alignment	- Skills match validation - Work permit documentation - Health and social insurance data

Table 1 presents a comparison of compliance requirements across mobility destinations and their associated HR data needs. For example, U.S. assignments often required prior visa eligibility screening, whereas EU postings necessitated dual reporting for social insurance and residency tracking. These variations directly influenced both cost modeling and employee selection.

Embedding compliance into the mobility analytics process meant aligning predictions with rule-based validations. Predictive outputs such as a high readiness score were cross-checked with visa eligibility checks or tax residency rules to avoid false positives. This dual-layered validation protected firms from assigning talent into non-viable or high-risk postings [22].

Tax considerations also shaped predictive modeling. Some jurisdictions enforced minimum days-in-country thresholds that influenced assignment planning. By integrating mobility forecasts with payroll data and jurisdictional tax laws, firms built holistic risk mitigation systems that accounted for both human and legal dimensions [23].

Moreover, embedding immigration knowledge into predictive dashboards empowered HR to simulate what-if scenarios: What if visa policies tightened? What if assignment durations exceeded thresholds? These simulations allowed strategic planning under regulatory uncertainty.

Thus, bridging people analytics with legal intelligence created a more robust, compliant, and strategic global workforce mobility program.

4. TALENT RETENTION: PREDICTION, PERSONALIZATION, AND INTERVENTION

4.1 Attrition Risk Modeling and Turnover Prediction Techniques

Workforce attrition, especially among high performers and critical roles, remained one of the most costly and disruptive risks in human capital management. Traditional HR approaches relied on exit interviews and turnover reports, often reactive and too late to address systemic issues. Predictive analytics introduced a proactive lens by using historical data to estimate the likelihood of individual employee exits [16].

The foundation of attrition modeling involved supervised learning, where labeled datasets of former employees were used to train algorithms such as logistic regression, decision trees, and support vector machines [17]. Input

features typically included tenure, compensation history, absenteeism, internal mobility, performance ratings, and manager changes. These models generated probability scores reflecting how likely each employee was to leave within a specified window commonly 3, 6, or 12 months.

Stratifying these outputs into actionable categories enabled strategic intervention. For example, high-risk employees with critical skills could be flagged for immediate managerial review, while moderate-risk segments might trigger engagement or recognition campaigns [18]. Risk categorization outputs are illustrated in Table 2, which maps predicted attrition levels to retention action tiers such as mentoring, salary adjustments, or job redesign.

Table 2: Sample Output of Attrition Risk Categories and Corresponding Retention Actions

Employee ID	**Predicted Attrition Risk Level**	**Key Risk Drivers Identified**	**Recommended Retention Action Tier**
EMP001	High	Low engagement, skill mismatch, long commute	Tier 1 – Job redesign and mentoring
EMP002	Medium	Salary below benchmark, limited growth prospects	Tier 2 – Compensation review and upskilling
EMP003	Low	Strong manager feedback, recent promotion	Tier 3 – Maintain current trajectory
EMP004	High	Stagnant performance, isolation from team	Tier 1 – Role reassignment, coaching
EMP005	Medium	Workload concerns, career uncertainty	Tier 2 – Career path clarification, training

The challenge in such modeling was ensuring that predictions didn't become self-fulfilling or trigger privacy concerns. Ethical safeguards included blinding demographic attributes and auditing model fairness across gender, age, and minority status groups [19]. Additionally, turnover models were periodically recalibrated to account for seasonal trends, organizational restructuring, and changing workplace dynamics.

By integrating predictive attrition tools within HR dashboards, leadership gained visibility into emerging human capital risks, helping reduce preventable turnover and boost retention planning.

4.2 Behavioral and Sentiment Data for Early Warning Systems

While historical workforce data offered useful signals, real-time behavioral and sentiment analytics provided early warnings of disengagement and burnout. Platforms analyzing communication tone, collaboration frequency, and internal survey feedback became instrumental in augmenting turnover risk assessments [20].

Email metadata, calendar density, and message sentiment when aggregated and anonymized revealed collaboration fatigue or social detachment. A drop in peer-to-peer communication or project participation could suggest an employee was mentally disengaging, often weeks before formal resignation [21]. Natural Language Processing (NLP) techniques extracted signals from internal forums, support tickets, and survey comments to classify morale trends and emotional tone.

To protect employee privacy, models avoided analyzing content directly and instead used metadata patterns. Sentiment scores were calibrated across departments rather than individuals, reducing the risk of intrusive monitoring. Still, clear communication and consent mechanisms were essential to ensure transparency [22].

Survey fatigue and biased participation also posed challenges. Many sentiment dashboards relied on pulse surveys administered quarterly or bi-annually. Predictive accuracy declined when feedback frequency dropped or response rates fell below thresholds. Combining structured survey inputs with passive behavioral metrics helped triangulate disengagement more reliably.

Integrating behavioral data into early warning systems improved the precision of attrition models. HR departments could simulate potential exit scenarios based on shifts in communication tone or work rhythm, offering managers the chance to intervene earlier with supportive strategies such as workload balancing, coaching, or re-alignment.

4.3 Personalizing Engagement Strategies Using AI Insights

Once at-risk employees were identified, organizations needed to tailor interventions. Broad-brush engagement programs often failed to address root causes of attrition, especially when individual needs or motivations varied.

Predictive analytics helped segment employees based on their risk drivers, enabling more nuanced, personalized retention strategies [23].

Clustering algorithms grouped employees into profiles such as “career-stalled,” “compensation misaligned,” or “underutilized high performer.” These personas, developed from multidimensional data, guided targeted outreach. For instance, an employee flagged as career-stalled might benefit from accelerated development pathways, whereas one flagged as underutilized might respond better to job enrichment or internal transfers [24].

AI-driven systems integrated recommendation engines that matched employees with internal vacancies, mentoring programs, or skills training based on their interests and attrition profile. Such proactive matching improved engagement and gave talent mobility programs a predictive edge.

To maintain authenticity, interventions were designed to feel organic rather than surveillance-driven. Managers were coached on empathetic outreach, aligning support with individual motivations. AI insights acted as decision aids, not replacements for human-centered engagement.

One example was integrating career pathing dashboards, where at-risk staff could visualize growth options, skill gaps, and possible mentors based on their historical trajectory and company pathways. By making these tools accessible directly to employees, firms fostered ownership and transparency [25].

Ultimately, personalization drove higher response rates to retention interventions. Employees felt seen and supported, while organizations gained efficiency by directing resources where impact was most likely. Personalization, backed by predictive analytics, thus marked a shift from reactive retention to intelligent engagement.

4.4 Measuring Effectiveness of Predictive Retention Initiatives

Building predictive retention tools was only part of the equation; measuring their real-world effectiveness was equally crucial. Without proper evaluation, organizations risked investing in models that failed to drive tangible reductions in attrition or improvements in engagement [26].

Key performance indicators (KPIs) for model efficacy included lift over baseline (how much better predictions performed compared to chance), intervention uptake rates, and reduced attrition among flagged employees. HR teams often used A/B testing delivering interventions to some flagged employees but not others to isolate treatment effects [27].

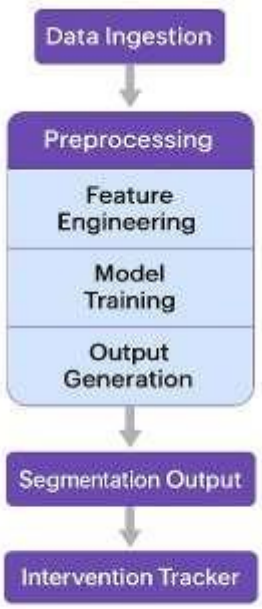

Machine learning pipeline for identifying high-risk attrition segments

Figure 3 shows the machine learning pipeline for identifying high-risk attrition segments, starting from data ingestion and preprocessing to model evaluation, output segmentation, and tracking of intervention outcomes.

Such pipelines supported agile learning loops, where feedback from real-world results refined future model iterations.

Longitudinal tracking helped determine whether predictive interventions led to longer retention, improved engagement scores, or reduced burnout symptoms. Attrition models were adjusted based on shifting organizational structures, macroeconomic trends, or policy changes that altered employee sentiment [28].

Surveys and qualitative interviews also provided feedback loops. Employees who stayed after being flagged could offer insights into what interventions worked, adding context beyond quantitative metrics. Combining these signals created a balanced scorecard for retention analytics.

Ultimately, predictive models were most valuable when paired with responsive action and continual evaluation. Organizations that embedded model effectiveness tracking into their HR operating rhythm positioned themselves to reduce costly turnover while strengthening their reputation as adaptive, employee-centric employers.

5. REGULATORY COMPLIANCE AND ETHICAL AI IN WORKFORCE ANALYTICS

5.1 Cross-Jurisdictional Employment Laws and Data Regulations

As predictive analytics gained traction in HR operations, firms operating across multiple jurisdictions faced the complex challenge of harmonizing data use with region-specific employment and data privacy laws. Differences in legal thresholds and consent protocols created a risk landscape that required deliberate governance strategies [21].

In the European context, the principles underlying what would become the General Data Protection Regulation (GDPR) emphasized data minimization, informed consent, and the “right to explanation” in algorithmic decision-making. This had significant implications for HR analytics, where sensitive employee information ranging from performance records to behavioral metadata was used for predictive modeling [22]. In the United States, sector-specific rules such as HIPAA regulated employee health data, while SOC (System and Organization Controls) frameworks guided data integrity practices for third-party vendors [23].

Multinational firms had to ensure that predictive models deployed in their global HR systems did not inadvertently violate regional laws. This required implementing dynamic policy engines capable of geofencing certain features, anonymizing data before ingestion, and adjusting model transparency based on local requirements.

For example, a model predicting absenteeism based on health-related indicators might be permissible in one country but restricted in another due to local health information confidentiality laws. Similarly, consent requirements differed: implied consent may have sufficed in one jurisdiction, while another required explicit opt-in for behavioral tracking [24].

Table 3 illustrates the risk matrix of non-compliance across selected regions and HR AI domains, identifying high-risk combinations (e.g., facial analysis in candidate screening in the EU) versus low-risk ones (e.g., anonymized retention forecasting in Canada).

Table 3: Risk Matrix of Non-Compliance by Region and AI Application Domain

AI Application Domain	**European Union (EU)**	**United States (US)**	**Canada**	**Asia-Pacific (APAC)**
Facial Analysis in Candidate Screening	**High Risk** (GDPR breach)	Medium Risk (state-level)	Medium Risk	Variable (country-specific)
Predictive Retention Forecasting	Medium Risk	Low Risk	**Low Risk**	Medium Risk
Automated Performance Scoring	High Risk (transparency laws)	High Risk (E.E.O. concerns)	Medium Risk	Medium Risk
Behavioral Sentiment Analysis	Medium Risk	Medium Risk	Low Risk	Variable
AI-Powered Succession Planning	Medium Risk	Medium Risk	Medium Risk	Medium to High Risk
Anonymized Workforce Mobility Modeling	Low Risk	Low Risk	**Low Risk**	Low Risk

Proactive compliance planning, legal audits, and the presence of cross-functional governance teams were essential to minimize exposure, especially as enforcement mechanisms began to formalize globally [25].

5.2 Bias Mitigation and Explainable AI in HR Contexts

Predictive HR systems brought to the forefront the ethical imperative of mitigating algorithmic bias, especially in sensitive processes such as hiring, promotions, and retention forecasting. As algorithms drew patterns from historical HR data, there was a risk of perpetuating discriminatory trends embedded in legacy practices [26].

For instance, if past promotion data reflected systemic bias against certain demographic groups, a model trained on that data might inherit and operationalize those biases in its recommendations. To prevent this, HR systems increasingly adopted bias detection techniques such as disparate impact analysis and fairness-aware machine learning [27].

Disparate impact tests evaluated whether algorithmic outputs unfairly disadvantaged a protected group. If promotion likelihood for equally qualified candidates differed across gender or ethnicity, the model required recalibration. One approach involved re-weighting training data to equalize feature distributions across groups. Another involved adding fairness constraints into optimization functions used by predictive models [28].

Beyond mitigation, transparency became a cornerstone. Explainable AI (XAI) principles sought to ensure that model decisions could be interpreted by non-technical stakeholders. Tools such as LIME (Local Interpretable Model-Agnostic Explanations) or SHAP (SHapley Additive exPlanations) offered insights into which variables drove a given prediction. This was particularly critical in HR, where decisions had direct impact on careers, livelihoods, and legal accountability [29].

Legal frameworks increasingly trended toward requiring explainability. Although enforcement was still evolving, internal HR policies began mandating that all AI-driven decisions be accompanied by justifications understandable by both managers and affected employees.

Culturally, embedding explainability fostered trust. Employees were more likely to accept AI-enabled evaluations if they understood the inputs and rationale behind the outcomes. This shifted predictive analytics from a black-box enabler to a transparent decision aid within human capital systems [30].

5.3 Auditability and Data Lineage in Predictive Systems

With predictive models influencing workforce decisions, organizations faced mounting pressure to ensure auditability both for regulatory compliance and internal accountability. Auditability referred to the ability to trace how a prediction was generated, what data was used, and whether the decision-making process adhered to governance standards [31].

The starting point was establishing data lineage: a record of how raw employee data moved through collection, transformation, modeling, and decision layers. Data provenance tags helped track origins and usage, ensuring that no sensitive data was repurposed without appropriate consent [32]. This was especially important in scenarios where performance data, collected for development, was later used for compensation decisions.

Audit trails needed to be immutable and centrally stored, allowing auditors to reconstruct model inputs and outputs for any decision window. This was vital during internal investigations or legal discovery processes. For instance, if an employee challenged a layoff decision influenced by attrition predictions, HR needed to demonstrate model integrity, input fairness, and logic clarity [33].

Organizations began adopting model lifecycle management tools that logged version histories, retraining schedules, and governance checkpoints. These systems ensured that updates to the model or its features were documented, with approvals from both data science and legal stakeholders.

Beyond internal audits, auditability supported resilience. When errors occurred such as over-flagging employees for burnout traceability enabled faster root cause analysis. It also allowed for rollback or retraining without loss of organizational learning.

In predictive HR environments, auditability wasn't just a compliance checkbox. It was a safeguard for ethical, legal, and reputational risks. As predictive technologies evolved, so too did expectations for traceable, interpretable, and responsibly governed decision pipelines [34].

6. ARCHITECTURE OF A SCALABLE PREDICTIVE PEOPLE ANALYTICS SYSTEM

6.1 Infrastructure: Data Warehousing, Integration, and Real-Time Analytics

Implementing predictive people analytics at scale required robust enterprise infrastructure capable of supporting real-time data processing, secure storage, and seamless integration across diverse HR platforms. Traditional transactional HR systems were not architected for advanced analytics, prompting the need for a dedicated analytical data layer [26].

A typical architecture began with data warehousing frameworks that could ingest structured inputs like payroll, attendance, and performance metrics, alongside semi-structured or unstructured data from emails, survey

responses, and collaboration tools. Extract, Transform, Load (ETL) pipelines curated, cleaned, and joined disparate data sources into a unified format for model consumption [27].

Many organizations employed star schema or snowflake schema models to optimize warehouse querying, enabling HR analysts to aggregate metrics across time, department, or demographic dimensions. Dimensional modeling facilitated trend detection and longitudinal cohort tracking, crucial for attrition prediction, mobility risk, or engagement shifts [28].

Real-time analytics capabilities gained prominence as workforce dynamics became more volatile. Streaming data from badge readers, messaging platforms, or project management tools enabled dynamic dashboards that updated predictive scores continuously. For instance, a sudden drop in team communication patterns could trigger early risk alerts for burnout [29].

To enable low-latency analytics, firms adopted in-memory processing platforms, often with columnar storage engines, which significantly reduced query response time. These were paired with orchestration tools that automated model refreshes and data validation routines [30].

The integration layer played a vital role in bridging core HRIS systems with learning management systems, helpdesks, and enterprise resource planning (ERP) tools. This ensured that predictive insights were not siloed but instead actionable within the workflows of HR partners, business leaders, and IT custodians.

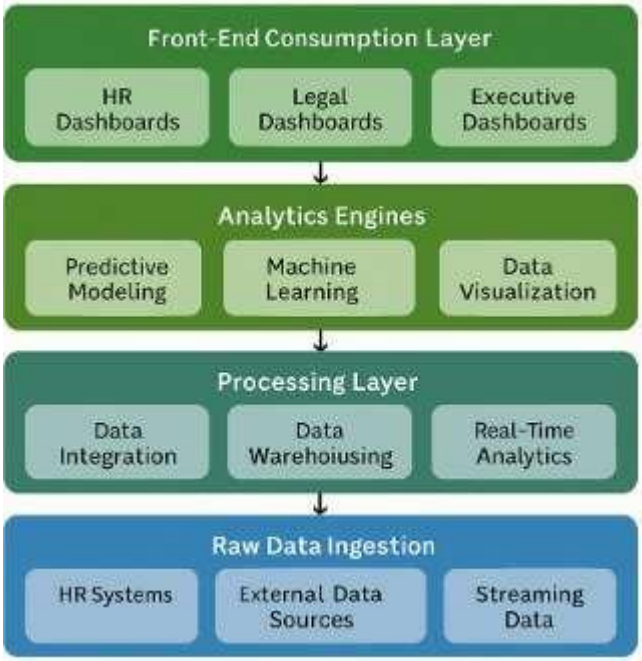

Figure 4 illustrates a layered architecture encompassing raw data ingestion, processing, analytics engines, and front-end consumption layers in a predictive people analytics ecosystem.

6.2 Role of Cloud Platforms and Privacy-Preserving Computation

As workforce datasets expanded in volume and complexity, cloud platforms emerged as enablers of scalable, resilient, and globally distributed analytics environments. Cloud-based architectures allowed enterprises to decouple compute from storage, enabling elastic resource provisioning based on usage intensity [31].

Amazon Web Services (AWS), Google Cloud Platform (GCP), and Microsoft Azure offered managed data warehousing services such as Redshift, BigQuery, and Synapse, respectively. These platforms supported multi-terabyte HR datasets while enforcing granular access controls. Identity and access management (IAM) protocols allowed for segmented permissioning across HR, compliance, and data science teams [32].

To preserve employee confidentiality, cloud-native solutions incorporated privacy-preserving computation techniques. These included differential privacy, where randomized noise was added to outputs to prevent reidentification, and federated learning, which allowed model training across decentralized data sources without data centralization [33].

Encryption at rest and in transit was enforced using keys managed either by the provider or the enterprise itself through Hardware Security Modules (HSMs). Additionally, audit logs captured all access events, supporting governance, risk management, and compliance requirements [34].

Geolocation requirements added another layer of complexity. Many jurisdictions required that employee data remain within national or regional boundaries. Cloud platforms addressed this by offering data residency zones and region-specific processing nodes. For example, European employee data could be isolated within EU-based data centers with local encryption key management [35].

Disaster recovery and high availability were addressed through geo-replication, load balancing, and snapshot restoration protocols. These safeguards ensured continuity in predictive operations, even in the event of hardware failure or cyber incidents.

Cloud-enabled analytics democratized access to insights, allowing smaller HR teams to leverage the same predictive capabilities once reserved for enterprise IT functions. Coupled with strict privacy governance, cloud adoption positioned organizations to extract workforce insights without compromising ethical or legal standards [36].

6.3 Dashboard Design for HR, Legal, and Executive Audiences

The effectiveness of predictive analytics in HR depended not only on model performance but also on how results were communicated to diverse stakeholders. Dashboards served as the primary interface between predictive systems and human decision-makers, and their design had to accommodate varying levels of data literacy, roles, and decision contexts [37].

For HR business partners, dashboards emphasized operational relevance. Visuals such as heatmaps for engagement scores, time series of attrition probabilities, and employee-level risk cards helped localize insights for targeted interventions. Drill-down capabilities allowed users to trace back metrics by location, department, or manager [38].

Legal and compliance teams required traceability and audit readiness. Dashboards for this audience included indicators of data consent status, model explainability levels, and compliance flags. Metadata on data provenance, processing logic, and prediction rationale supported reviews during policy audits or legal challenges [39].

Executives, on the other hand, prioritized strategic overviews. Summarized KPIs such as flight risk trends, workforce bench strength, or projected hiring bottlenecks were presented using intuitive visuals gauges, forecasts, and scenario comparisons. Narrative layers, sometimes generated through natural language generation (NLG), provided plain-language summaries to support quick decision-making [40].

Design principles focused on clarity, modularity, and contextualization. Dashboards incorporated warning thresholds, color cues, and tooltip explanations to prevent misinterpretation. Where predictions involved uncertainty, confidence intervals or error bands were included to ensure nuanced understanding [41].

Data segmentation was crucial. Role-based access ensured that users only viewed insights pertinent to their authority level. For example, line managers could view risk indicators for their teams but not for other departments. HR heads had broader visibility, while legal teams saw only compliance-relevant summaries.

As illustrated in Figure 4, the dashboard layer integrated directly with the analytics engine and governance modules, facilitating real-time decision support while ensuring oversight and audit trails remained intact.

Feedback loops were also embedded, allowing users to flag questionable outputs or add context that could be fed back into model refinement processes. This interactivity supported continuous improvement and trust-building between humans and algorithms.

Ultimately, dashboard design was a critical success factor in the adoption and impact of predictive people analytics. A well-structured interface transformed abstract predictions into concrete actions that aligned with organizational values and regulatory expectations [42].

7. CASE STUDIES AND SECTORAL APPLICATIONS

7.1 Technology Industry: Managing Mobility During Global Expansion

Global expansion in the technology sector has traditionally necessitated a fluid and responsive workforce model. Organizations pursuing growth across multiple regions faced the dual challenge of aligning technical capability with mobility readiness while navigating rapidly shifting regulatory terrains [31].

Predictive people analytics enabled tech firms to model employee relocation likelihoods based on engagement history, tenure, family composition, and prior mobility patterns. These models assisted in identifying candidates most likely to accept international assignments, reducing attrition related to relocation friction [32].

A key input into these systems was project lifecycle data, such as timing of critical product launches, contract timelines, or cross-border technology transfer windows. Predictive scheduling allowed workforce planners to allocate talent to strategic roles across geographies in sync with operational milestones [33].

Moreover, analytics revealed latent mobility barriers visa processing times, housing affordability, or schooling concerns for dependents that previously derailed relocation programs. By integrating this insight into HR dashboards, decision-makers could pre-emptively adjust mobility offers or deploy support packages [34].

Cultural fit and local language familiarity also became quantifiable through natural language processing of internal surveys, learning records, and peer feedback. These dimensions helped fine-tune international role assignments and team composition strategies [35].

Predictive platforms also modeled repatriation risks. Tech firms that failed to integrate returning talent often suffered knowledge attrition or morale dips. Forecasting these risks allowed for reintegration pathways to be proactively developed, supporting longer-term talent cycles [36].

Figure 5 contrasts the impact of these predictive interventions with healthcare and financial services contexts, highlighting their sector-specific effectiveness.

In sum, the tech sector's agility in deploying predictive people analytics offered a competitive advantage in scaling talent globally while optimizing workforce resilience amid volatile global market conditions [37].

7.2 Healthcare: Retaining Specialized Talent Under Regulatory Pressure

In the healthcare sector, workforce planning has always been constrained by regulatory mandates, clinical accreditation requirements, and highly specialized skill demands. Predictive people analytics emerged as a strategic lever to improve retention and workforce availability, particularly in high-stress clinical environments [38].

Registered nurses, radiologists, and laboratory professionals represented high-value roles where attrition could result in care bottlenecks or patient safety risks. Predictive models assessed fatigue signals, overwork indicators, and sentiment patterns in EMR system logs, email tone, or scheduling anomalies [39].

One application involved the use of attrition probability dashboards that segmented staff by specialty, tenure, and shift pattern. This allowed nursing managers to proactively address burnout clusters and reassign resources across departments. These insights also informed union negotiations and budget cycles by quantifying staffing risk [40].

Healthcare organizations also integrated external datasets such as regional license expiration dates, continuing education compliance records, and health system expansion plans. This fusion of data improved the fidelity of forecasts and aligned workforce planning with upcoming credentialing or licensure bottlenecks [41].

High-performing individuals were tracked using engagement metrics derived from training system activity, peer recognition platforms, and patient satisfaction scores. Predictive insights supported leadership succession planning and internal mobility decisions within hospitals or multi-site health networks [42].

From a compliance perspective, healthcare systems faced scrutiny regarding workforce scheduling practices. Predictive models not only identified potential violations of rest period guidelines but also helped simulate staffing configurations that balanced compliance, cost, and performance [43].

Furthermore, predictive simulations supported surge capacity planning. By feeding historical data on absenteeism during flu seasons or high-admission periods into workforce models, administrators could proactively staff critical care areas [44].

The integration of these systems required alignment with hospital HRIS, clinical scheduling platforms, and regulatory documentation repositories an undertaking eased by modular predictive infrastructures.

As shown in Figure 5, healthcare's use of predictive analytics was oriented more toward risk mitigation and retention, contrasting with mobility-driven goals in the technology domain.

7.3 Financial Services: Compliance-Driven Workforce Optimization

Financial services firms historically operated within tightly regulated environments, requiring rigorous control over workforce integrity, access privileges, and skill alignment to policy mandates. Predictive people analytics offered a framework to align HR strategy with evolving compliance landscapes [45].

A prime use case involved the analysis of behavioral and access log data to identify potential risks associated with rogue trading, insider threats, or data misuse. Predictive indicators were constructed from system usage patterns, changes in communication tone, or irregular peer network dynamics within internal messaging tools [46].

Additionally, model outputs were cross-referenced with role risk profiles. High-risk roles such as traders, compliance officers, or IT administrators had predictive thresholds for reassignment or audit review. These systems operated as early warning mechanisms, prompting human review before escalation [47].

Compliance-driven optimization also extended to workforce segmentation. Employees were clustered based on regulatory exposure, license requirements, and desk-level risk metrics. Predictive simulations helped HR forecast the impact of impending regulation such as a new Know Your Customer (KYC) rule on training demands and headcount shifts [48].

Furthermore, people analytics supported internal investigations and audit readiness. Time-stamped model outputs, coupled with explainable AI narratives, provided evidence trails during regulatory inquiries, streamlining cooperation with oversight bodies [49].

Retention models were also applied in cost-control scenarios. In regions with stringent labor protections, predicting voluntary versus involuntary attrition risks enabled HR to plan around regulatory severance obligations, succession pathways, or strategic reskilling efforts [50].

Financial institutions were among the first to formalize data governance boards, ensuring predictive workforce systems aligned with legal, audit, and ethical guidelines. This included implementing opt-in protocols for sensitive data use and documenting data lineage to satisfy cross-border compliance audits [51].

Real-time dashboards visualized licensing compliance status, onboarding throughput, and deviation from standard operating procedures. These tools integrated with broader risk management platforms, linking human capital risks to enterprise-wide governance frameworks [52].

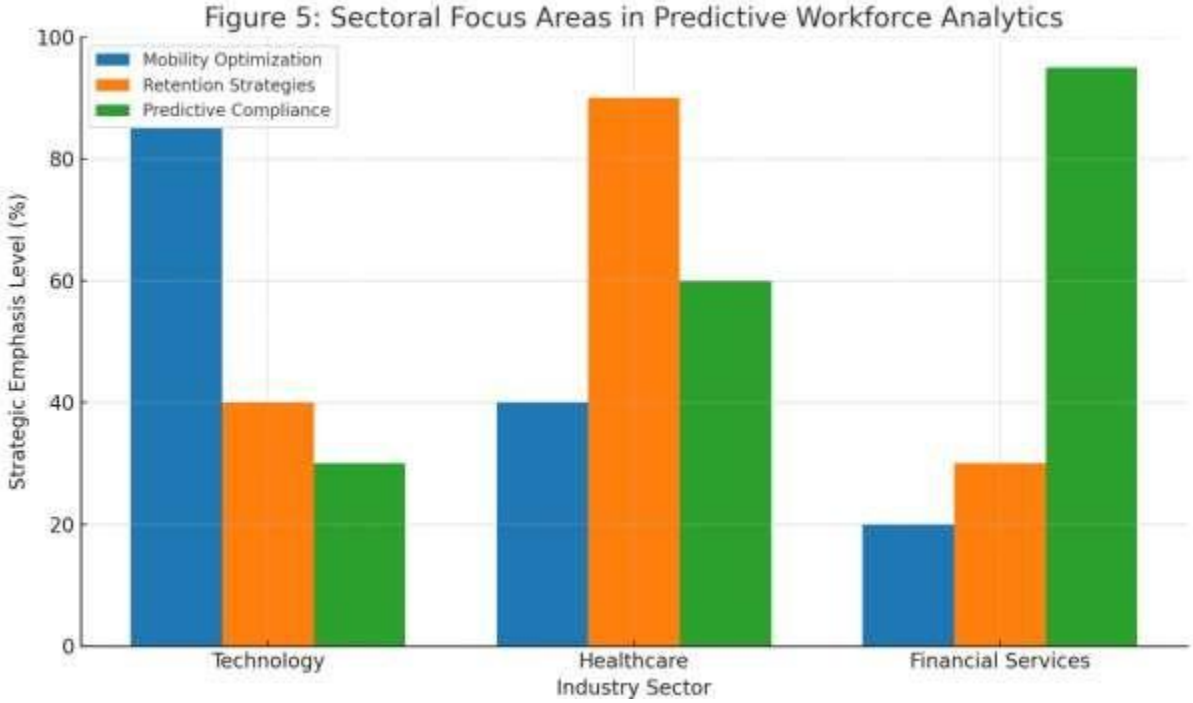

In Figure 5, the financial services sector's focus on predictive compliance and operational efficiency stands apart from healthcare's retention priorities and tech's mobility challenges.

Ultimately, predictive analytics became a cornerstone of workforce assurance in finance ensuring the right people were in the right roles, under the right governance structures, at the right time [53].

8. IMPLEMENTATION ROADMAP AND BEST PRACTICES

8.1 Phased Implementation Strategy and Change Management

Strategic implementation of predictive workforce analytics necessitates a phased approach that balances operational priorities, technical feasibility, and organizational readiness. Initial adoption efforts often begin with a small-scale pilot, targeting a single business unit or HR process such as attrition forecasting or mobility readiness modeling [35]. These pilots serve as controlled environments for validating hypotheses, collecting feedback, and refining model outputs before broader deployment.

A foundational step in the implementation journey is establishing baseline metrics employee turnover rates, training completion percentages, or compliance adherence scores to compare against predictive outputs. These

early benchmarks serve as both validation anchors and stakeholder communication tools, illustrating tangible value before full-scale rollout [36].

Change management remains a pivotal factor in adoption success. Resistance often arises from skepticism toward algorithmic decisions or fears of workforce surveillance. To address this, organizations must deploy transparent communication strategies that articulate the non-punitive, insight-driven purpose of predictive tools [37].

Engaging early adopters HR leaders, business managers, or operational heads can accelerate cultural buy-in. These internal champions serve as translators between technical teams and the broader employee base, ensuring both sides align on expectations and outcomes [38].

Structured implementation also necessitates IT readiness. Legacy HRIS platforms may not easily integrate with machine learning pipelines, requiring middleware solutions or phased system upgrades. A robust data integration framework is thus essential to ensure smooth ingestion, transformation, and real-time analysis of workforce signals [39].

Finally, risk mitigation measures must accompany implementation. These include audit trails for all predictive inferences, governance checkpoints, and feedback loops to detect drift in model accuracy or employee perception. When executed as a gradual, feedback-informed process, phased implementation of predictive simulations empowers organizations to forecast workforce risks while preserving cultural stability [40].

8.2 Talent Analytics Maturity Model

The journey toward effective predictive workforce planning can be mapped through a Talent Analytics Maturity Model, a framework that categorizes organizational progress into distinct phases descriptive, diagnostic, predictive, and prescriptive [41]. Organizations at the descriptive stage primarily use historical HR reports and lagging indicators such as annual attrition summaries or static headcount breakdowns.

The next stage, diagnostic analytics, introduces relational insights. HR teams begin to examine why trends exist, uncovering correlations between, for instance, absenteeism and engagement survey responses. This phase often introduces dashboards and data visualization tools, but predictive capabilities remain limited [42].

At the predictive stage, machine learning and statistical modeling become embedded into decision-making. Algorithms forecast events such as flight risk, training efficacy, or performance dips. Importantly, the predictive phase emphasizes probability-based planning rather than post-event explanation, enabling forward-looking HR strategies [43].

The final and most advanced stage is prescriptive analytics. Here, systems not only forecast but also recommend specific interventions such as retention bonuses, training investments, or reassignments with measurable confidence levels. This prescriptive layer enhances decision automation while requiring rigorous governance and ethical oversight [44].

Progress through the maturity model depends on multiple enablers. Data availability is foundational; without high-quality, integrated workforce data, model performance suffers. Technical capabilities ranging from data engineering to statistical modelling must also evolve in tandem with organizational ambition [45].

Organizational culture remains a critical determinant. Entities with siloed departments and hierarchical decision-making often struggle to graduate beyond the diagnostic stage. Conversely, collaborative environments with shared metrics and openness to experimentation advance more rapidly.

The maturity model thus acts as both a roadmap and diagnostic tool, enabling leaders to assess current capability, identify gaps, and structure the growth of predictive planning efforts with strategic intent [46].

8.3 Skills, Leadership Buy-In, and Cross-Functional Collaboration

The success of predictive workforce initiatives hinges not only on data infrastructure but equally on the composition and alignment of cross-functional teams. Data scientists alone cannot deliver impact without the contextual insights of HR practitioners, operational managers, and compliance officers [47]. Therefore, multi-disciplinary collaboration is critical throughout model development and implementation.

One key capability is translation professionals who understand both HR domain logic and the technical language of analytics. These hybrid roles serve to frame business questions into modelable problems and interpret statistical outputs into actionable strategies [48].

Leadership buy-in plays a defining role in sustaining predictive planning. Executives must champion data-driven culture, approve initial investments in tools and skills, and promote tolerance for iteration and model refinement. This top-level endorsement signals strategic prioritization and alleviates resistance from middle management layers [49].

HR leaders must also expand their skill sets. In addition to traditional capabilities in policy, engagement, and compliance, a basic understanding of metrics, data structures, and modeling principles is increasingly valuable. Training programs, certifications, or co-location with analytics teams can facilitate this upskilling journey [50].
On the technical side, data teams must engage in co-design sessions with HR stakeholders. Assumptions about feature engineering, label definitions, or time windows require domain validation. Iterative feedback loops ensure that models remain aligned with business needs and evolving employee dynamics [51].
Moreover, cross-departmental alignment is necessary when analytics intersect with legal, IT security, and ethics. Data usage policies, consent frameworks, and explainability requirements vary across jurisdictions and must be embedded from the outset.
In sum, the interplay between skilled personnel, visionary leadership, and structured collaboration determines whether predictive planning evolves from an experimental function into a strategic differentiator for workforce management [52].

9. FUTURE DIRECTIONS AND RESEARCH GAPS

9.1 AI Trends Influencing Predictive HR Analytics (NLP, federated learning, LLMs)

Emerging trends in artificial intelligence are gradually reshaping the landscape of predictive HR analytics, particularly in the context of unstructured data, privacy-centric computation, and contextual language understanding. Natural Language Processing (NLP) techniques, especially topic □odelling and sentiment classification, have shown increasing utility in parsing employee feedback, support tickets, and onboarding documentation [41]. These tools enable HR systems to detect themes related to workplace satisfaction, interpersonal conflict, or training gaps without relying on formal survey data alone.
Equally transformative is the exploration of federated learning models that allow workforce prediction systems to operate across geographically dispersed datasets without requiring centralized storage. This privacy-preserving computation architecture is particularly relevant for multinational organizations balancing regional data sovereignty concerns with the demand for unified insights [42]. By keeping data localized and only sharing gradient updates, federated systems reduce exposure while still enabling cross-border analytics.
Moreover, the foundational elements of large language models (LLMs), though early in their conceptual maturity, hint at a future where HR systems can generate narrative summaries of workforce trends, auto-generate employee-facing communications, or recommend individualized development plans using contextual cues [43]. These language models can process job descriptions, resumes, and organizational policies, creating coherence between operational strategy and workforce communication.
While these innovations offer clear advantages, their integration into HR pipelines remains cautious and often confined to experimental labs or forward-leaning analytics units [44]. Enterprise-wide adoption still hinges on validation, ethical review, and cultural adaptation of such advanced techniques to existing organizational rhythms.

9.2 Gaps in Public Datasets and Benchmarking Frameworks

Despite growing interest in predictive workforce analytics, a critical barrier to widespread advancement remains the absence of robust, standardized public datasets for benchmarking. Unlike sectors such as computer vision or finance, where open repositories like ImageNet or FINRA datasets exist, HR analytics lacks domain-specific corpora that allow researchers and practitioners to test, compare, and refine predictive models [45]. This fragmentation has led to an over-reliance on proprietary, company-specific datasets that are often inaccessible due to confidentiality and compliance constraints.
The result is limited model generalizability. Algorithms trained on narrow, homogeneous datasets may perform well in test environments but falter in diverse organizational contexts [46]. Without access to benchmark datasets encompassing different industries, geographies, and workforce demographics, replicability and external validation remain difficult to achieve.
Additionally, there is a noticeable absence of agreed-upon evaluation frameworks to assess model performance in HR-specific contexts. Traditional metrics such as accuracy or precision fail to capture the organizational relevance of predictions such as “relocation readiness” or “team cohesion risk.” Human-in-the-loop evaluations or ethical scoring dimensions such as fairness and transparency are seldom formalized in predictive HR use cases [47].
Collaborative initiatives between academia, government, and enterprise may offer a path forward. Jointly curated anonymized datasets, shared under strict governance protocols, could seed the development of benchmarking platforms similar to Kaggle or UCI for HR [48].
Until such infrastructures mature, predictive HR analytics will remain constrained to isolated success stories, rather than advancing as a reproducible, collectively evolving field [49].

10. CONCLUSION

10.1 Summary of Insights and Contributions

This article has explored the foundational transformation occurring in workforce management through the integration of predictive analytics and data-driven insights. Beginning with the evolution of HR analytics from descriptive tools to predictive systems, the discussion traced key themes such as mobility □odelling, attrition prediction, and AI-assisted talent retention strategies. The convergence of cross-jurisdictional compliance, ethical AI usage, and platform infrastructure further highlighted the complex terrain organizations must navigate to operationalize predictive capabilities.

A detailed look at sectoral case studies from technology to healthcare and finance offered practical reflections on the varying applications and constraints of analytics adoption. The article also spotlighted underexplored yet critical aspects like sentiment data, federated computation, and explainable AI in the workforce context. Finally, implementation strategies and maturity frameworks provided a blueprint for structured organizational adoption.

Together, these insights contribute to a broader understanding of how talent analytics is poised to influence strategic workforce planning and risk-sensitive HR decision-making in enterprise contexts.

10.2 Strategic Implications for HR Leaders and Global Enterprises

For HR leaders and enterprise executives, the strategic implications of predictive workforce analytics are significant. Beyond enhancing operational efficiency, these systems can uncover invisible risk vectors in workforce planning, flag disengagement before it manifests in attrition, and inform highly personalized engagement strategies. The ability to proactively assess relocation readiness, skill alignment, and compliance risk shifts the HR function from administrative support to strategic enabler.

At a global scale, predictive insights also support workforce harmonization across culturally diverse, jurisdictionally varied environments. Leaders who invest early in developing analytics capabilities especially those that embed privacy, transparency, and cross-functional governance will be better equipped to steer organizations through demographic shifts, regulatory complexity, and skills transformation.

Ultimately, the shift toward predictive people analytics is not just a technological upgrade, but a redefinition of the value proposition of HR leadership one anchored in foresight, agility, and informed human capital decisions.

REFERENCE

1. Kommera HK. Innovations in Human Capital Management: Tools for Today's Workplaces. NeuroQuantology. 2014 May;12(2):324-32.
2. Ravichandran A, Taylor K, Waterhouse P. DevOps for digital leaders: Reignite business with a modern DevOps-enabled software factory. Springer Nature; 2016.
3. Handley CM. Strategic Human Capital Planning Information Systems and Performance: The efficacy of manpower position requirements forecasting in the public sector. University of Maryland University College; 2007.
4. Abel AL, Mitchell C, Phillips P, Ray RL, Hancock B, Lawson E, Watson A, Weddle B. The state of human capital 2012: why the human capital function still has far to go. People and Strategy. 2013 Jan 1;36(1):22.
5. Boudreau JW, Jesuthasan R, Creelman D. Lead the work: Navigating a world beyond employment. John Wiley & Sons; 2015 Aug 3.
6. Seufert EB. Freemium economics: Leveraging analytics and user segmentation to drive revenue. Elsevier; 2013 Dec 27.
7. Bode C, Singh J, Rogan M. Corporate social initiatives and employee retention. Organization science. 2015 Dec;26(6):1702-20.
8. Melik R. The rise of the project workforce: Managing people and projects in a flat world. John Wiley & Sons; 2007 Oct 5.
9. Ismail S, Malone MS, Van Geest Y. Exponential Organizations: Why new organizations are ten times better, faster, and cheaper than yours (and what to do about it). Diversion Books; 2014 Oct 18.
10. Younger J, Smallwood N. Agile talent: How to source and manage outside experts. Harvard Business Review Press; 2016 Jan 26.
11. Kranz M. Building the internet of things: Implement new business models, disrupt competitors, transform your industry. John Wiley & Sons; 2016 Nov 21.
12. Slama D, Puhlmann F, Morrish J, Bhatnagar RM. Enterprise IoT: Strategies and Best practices for connected products and services. " O'Reilly Media, Inc."; 2015 Oct 29.

13. Amarasingham R, Patzer RE, Huesch M, Nguyen NQ, Xie B. Implementing electronic health care predictive analytics: considerations and challenges. Health affairs. 2014 Jul 1;33(7):1148-54.
14. Boudreau JW. IBM's global talent management strategy: The vision of the globally integrated enterprise. Alexandria, VA: Society for Human Resource Management; 2010.
15. Somaya D, Williamson IO, Lorinkova N. Gone but not lost: The different performance impacts of employee mobility between cooperators versus competitors. Academy of management journal. 2008 Oct;51(5):936-53.
16. Stubbs E. Big data, big innovation: enabling competitive differentiation through business analytics. John Wiley & Sons; 2014 Jul 21.
17. Katz DM. Quantitative legal prediction-or-how i learned to stop worrying and start preparing for the data-driven future of the legal services industry. Emory LJ. 2012;62:909.
18. Bussin M. Remuneration and talent management. eBook Partnership; 2014 Mar 30.
19. Weinman J. Digital disciplines: Attaining market leadership via the cloud, big data, social, mobile, and the Internet of things. John Wiley & Sons; 2015 Jul 27.
20. Raza M, Hussain NU. Changing Industry Dynamics and the Skills Imperative. InAbu Dhabi International Petroleum Exhibition and Conference 2016 Nov 7 (p. D021S051R004). SPE.
21. Hunt ST. Common sense talent management: Using strategic human resources to improve company performance. John Wiley & Sons; 2014 Jan 22.
22. Grajek S. Top 10 IT issues, 2016: Divest, reinvest, and differentiate. EDUCAUSE Review (Online). 2016 Jan 11.
23. Platanou K, Mäkelä K. HR function at the crossroads of digital disruption. Työn. 2016;1:19-26.
24. Shermon G. Disrupting human resources talent rules. Lulu. com; 2016 Dec 7.
25. Ranjan R, Basak A. Creating value through analytics in HR. Role of Third-Party Services. 2013.
26. Kigo SK, Gachunga H. Effect of talent management strategies on employee retention in the insurance industry. The Strategic Journal of Business and change management. 2016;3(2):977-1004.
27. Turner P, Kalman D. Make your people before you make your products: Using talent management to achieve competitive advantage in global organizations. John Wiley & Sons; 2014 Sep 9.
28. Mattox II JR, Van Buren M, Martin J. Learning analytics: measurement innovations to support employee development. Kogan Page Publishers; 2016 Sep 3.
29. Dash Wu D, Kapoor B, Sherif J. Human resources in an enriched environment of business intelligence. Kybernetes. 2012 Oct 12;41(10):1625-37.
30. Ohlhorst FJ. Big data analytics: turning big data into big money. John Wiley & Sons; 2012 Nov 28.
31. Siegel E. Predictive analytics: The power to predict who will click, buy, lie, or die. John Wiley & Sons; 2013 Feb 19.
32. Maisel L, Cokins G. Predictive business analytics: Forward looking capabilities to improve business performance. John Wiley & Sons; 2013 Sep 26.
33. Thomas H, Smith RR, Diez F. Human capital and global business strategy. Cambridge University Press; 2013 Nov 7.
34. Guenole N, Feinzig S, Ferrar J, Allden J. Starting the workforce analytics journey. IBM Analytics. 2015.
35. Hoffmann C, Lesser EL, Ringo T. Calculating success: How the new workplace analytics will revitalize your organization. Harvard Business Press; 2012.
36. Dietrich BL, Plachy EC, Norton MF. Analytics across the enterprise: How IBM realizes business value from big data and analytics. IBM Press; 2014 May 15.
37. Sesil JC. Applying advanced analytics to HR management decisions: Methods for selection, developing incentives, and improving collaboration. FT Press; 2013 Sep 24.
38. Cascio WF, Boudreau JW. The search for global competence: From international HR to talent management. Journal of World Business. 2016 Jan 1;51(1):103-14.
39. Giacumo LA, Bremen J. Emerging evidence on the use of big data and analytics in workplace learning: A systematic literature review. Quarterly Review of Distance Education. 2016;17(4):21.
40. Nienaber H, Sewdass N. A reflection and integration of workforce conceptualisations and measurements for competitive advantage. Journal of Intelligence Studies in Business. 2016 Jan 1;6(1).
41. Angrave D, Charlwood A, Kirkpatrick I, Lawrence M, Stuart M. HR and analytics: why HR is set to fail the big data challenge. Human resource management journal. 2016 Jan;26(1):1-1.
42. Madhavi Lakshmi P, Siva Pratap P. HR analytics-a strategic approach to HR effectiveness. International Journal of Human Resource Management and Research (IJHRMR) ISSN (P). 2016 Jun 30:2249-6874.

43. Pande S, Gomes N. Leveraging mobile devices for human resource information systems. International Journal of Business Information Systems. 2015;20(1):23-40.
44. Boudreau JW, Jesuthasan R. Transformative HR: how great companies use evidence-based change for sustainable advantage. John Wiley & Sons; 2011 Aug 24.
45. Pease G, Beresford B, Walker L. Developing human capital: Using analytics to plan and optimize your learning and development investments. John Wiley & Sons; 2014 Jul 21.
46. Ryan J, Herleman H. A big data platform for workforce analytics. InBig Data at Work 2015 Nov 6 (pp. 19-42). Routledge.
47. Schweyer A. Talent management systems: Best practices in technology solutions for recruitment, retention and workforce planning. John Wiley & Sons; 2004 Aug 9.
48. Kommera HK. The Evolution of HCM Tools: Enhancing Employee Engagement and Productivity. Neuroquantology. 2015 Jan;13(1):187-95.
49. Cheese P, Thomas RJ, Craig E. The talent powered organization: Strategies for globalization, talent management and high performance. Kogan Page Publishers; 2007 Nov 3.
50. Cerra A, Easterwood K, Power J. Transforming business: Big data, mobility, and globalization. John Wiley & Sons; 2012 Nov 27.
51. Collings DG. Integrating global mobility and global talent management: Exploring the challenges and strategic opportunities. Journal of World Business. 2014 Apr 1;49(2):253-61.
52. Pease G. Optimize your greatest asset--your people: How to apply analytics to big data to improve your human capital investments. John Wiley & Sons; 2015 Aug 17.
53. Fitz-Enz J, John Mattox II. Predictive analytics for human resources. John Wiley & Sons; 2014 Jul 9.